

FORM NO. MGT-7

[Pursuant to sub-Section(1) of section 92 of the Companies Act, 2013 and sub-rule (1) of rule 11of the Companies (Management and Administration) Rules, 2014]



सत्यमेव जयते

Annual Return

Form language English Hindi

Refer the instruction kit for filing the form.

I. REGISTRATION AND OTHER DETAILS

(i) * Corporate Identification Number (CIN) of the company

L65993PN2007PLC130076

Pre-fill

Global Location Number (GLN) of the company

* Permanent Account Number (PAN) of the company

AADCB2923M

(ii) (a) Name of the company

BAJAJ AUTO LIMITED.

(b) Registered office address

Bajaj Auto Limited Complex
Mumbai - Pune Road, Akurdi
Pune
Maharashtra
411035



(c) *e-mail ID of the company

jsridhar@bajajauto.co.in

(d) *Telephone number with STD code

02066106603

(e) Website

www.bajajauto.com

(iii) Date of Incorporation

30/04/2007

| (iv) | Type of the Company | Category of the Company | Sub-category of the Company |
|------|---------------------|---------------------------|-------------------------------|
| | Public Company | Company limited by shares | Indian Non-Government company |

(v) Whether company is having share capital

Yes

No

(vi) *Whether shares listed on recognized Stock Exchange(s)

Yes

No

(a) Details of stock exchanges where shares are listed

| S. No. | Stock Exchange Name | Code |
|--------|---------------------------------------------|-------|
| 1 | BSE Ltd. (BSE) | 1 |
| 2 | National Stock Exchange of India Ltd. (NSE) | 1,024 |

(b) CIN of the Registrar and Transfer Agent

U72400TG2017PTC117649

Pre-fill

Name of the Registrar and Transfer Agent

KFIN TECHNOLOGIES PRIVATE LIMITED

Registered office address of the Registrar and Transfer Agents

Selenium, Tower B, Plot No- 31 & 32,
Financial District, Nanakramguda, Serilingampally

(vii) *Financial year From date 01/04/2020 (DD/MM/YYYY) To date 31/03/2021 (DD/MM/YYYY)

(viii) *Whether Annual general meeting (AGM) held Yes No

(a) If yes, date of AGM

(b) Due date of AGM

30/09/2021

(c) Whether any extension for AGM granted

Yes No

II. PRINCIPAL BUSINESS ACTIVITIES OF THE COMPANY

*Number of business activities

2

| S.No | Main Activity group code | Description of Main Activity group | Business Activity Code | Description of Business Activity | % of turnover of the company |
|------|--------------------------|------------------------------------|------------------------|----------------------------------------------------------------------|------------------------------|
| 1 | C | Manufacturing | C11 | Motor vehicles, trailers, semi trailers and other Transport Vehicles | 96 |
| 2 | K | Financial and insurance Service | K8 | Other financial activities | 4 |

III. PARTICULARS OF HOLDING, SUBSIDIARY AND ASSOCIATE COMPANIES (INCLUDING JOINT VENTURES)

*No. of Companies for which information is to be given

3

Pre-fill All

| S.No | Name of the company | CIN / FCRN | Holding/ Subsidiary/Associate/ Joint Venture | % of shares held |
|------|--------------------------|------------|----------------------------------------------|------------------|
| 1 | PT. Bajaj Auto Indonesia | | Subsidiary | 99.25 |

| | | | | |
|---|----------------------------|--|------------|-----|
| 2 | BAJAJ AUTO INTERNATIONAL I | | Subsidiary | 100 |
| 3 | BAJAJ AUTO (THAILAND) LTD. | | Subsidiary | 100 |

IV. SHARE CAPITAL, DEBENTURES AND OTHER SECURITIES OF THE COMPANY

(i) *SHARE CAPITAL

(a) Equity share capital

| Particulars | Authorised capital | Issued capital | Subscribed capital | Paid up capital |
|-------------------------------------------|--------------------|----------------|--------------------|-----------------|
| Total number of equity shares | 300,000,000 | 289,367,020 | 289,367,020 | 289,367,020 |
| Total amount of equity shares (in Rupees) | 3,000,000,000 | 2,893,670,200 | 2,893,670,200 | 2,893,670,200 |

Number of classes

1

| Class of Shares | Authorised capital | Issued capital | Subscribed capital | Paid up capital |
|-------------------------------------------|--------------------|----------------|--------------------|-----------------|
| Number of equity shares | 300,000,000 | 289,367,020 | 289,367,020 | 289,367,020 |
| Nominal value per share (in rupees) | 10 | 10 | 10 | 10 |
| Total amount of equity shares (in rupees) | 3,000,000,000 | 2,893,670,200 | 2,893,670,200 | 2,893,670,200 |

(b) Preference share capital

| Particulars | Authorised capital | Issued capital | Subscribed capital | Paid-up capital |
|-----------------------------------------------|--------------------|----------------|--------------------|-----------------|
| Total number of preference shares | 0 | 0 | 0 | 0 |
| Total amount of preference shares (in rupees) | 0 | 0 | 0 | 0 |

Number of classes

0

| Class of shares | Authorised capital | Issued capital | Subscribed capital | Paid up capital |
|-----------------------------------------------|--------------------|----------------|--------------------|-----------------|
| Number of preference shares | | | | |
| Nominal value per share (in rupees) | | | | |
| Total amount of preference shares (in rupees) | | | | |

(c) Unclassified share capital

| Particulars | Authorised Capital |
|-------------------------------------|--------------------|
| Total amount of unclassified shares | 0 |

(d) Break-up of paid-up share capital

| Class of shares | Number of shares | Total nominal amount | Total Paid-up amount | Total premium |
|-----------------------------------------------|------------------|----------------------|----------------------|---------------|
| Equity shares | | | | |
| At the beginning of the year | 289,367,020 | 2,893,670,200 | 2,893,670,200 | |
| Increase during the year | 0 | 0 | 0 | 0 |
| i. Public Issues | 0 | 0 | 0 | 0 |
| ii. Rights issue | 0 | 0 | 0 | |
| iii. Bonus issue | 0 | 0 | 0 | 0 |
| iv. Private Placement/ Preferential allotment | 0 | 0 | 0 | 0 |
| v. ESOPs | 0 | 0 | 0 | 0 |
| vi. Sweat equity shares allotted | 0 | 0 | 0 | 0 |
| vii. Conversion of Preference share | 0 | 0 | 0 | 0 |
| viii. Conversion of Debentures | 0 | 0 | 0 | 0 |
| ix. GDRs/ADRs | 0 | 0 | 0 | 0 |
| x. Others, specify | | | | |
| | | | | |
| Decrease during the year | 0 | 0 | 0 | 0 |
| i. Buy-back of shares | 0 | 0 | 0 | 0 |
| ii. Shares forfeited | 0 | 0 | 0 | 0 |
| iii. Reduction of share capital | 0 | 0 | 0 | 0 |
| iv. Others, specify | | | | |
| | | | | |
| At the end of the year | 289,367,020 | 2,893,670,200 | 2,893,670,200 | |
| Preference shares | | | | |
| At the beginning of the year | 0 | 0 | 0 | |
| Increase during the year | 0 | 0 | 0 | 0 |
| i. Issues of shares | 0 | 0 | 0 | 0 |
| ii. Re-issue of forfeited shares | 0 | 0 | 0 | 0 |

| | | | | |
|---------------------------------|---|---|---|---|
| iii. Others, specify | | | | |
| | | | | |
| Decrease during the year | 0 | 0 | 0 | 0 |
| i. Redemption of shares | 0 | 0 | 0 | 0 |
| ii. Shares forfeited | 0 | 0 | 0 | 0 |
| iii. Reduction of share capital | 0 | 0 | 0 | 0 |
| iv. Others, specify | | | | |
| | | | | |
| At the end of the year | 0 | 0 | 0 | |

(ii) Details of stock split/consolidation during the year (for each class of shares)

0

| Class of shares | | (i) | (ii) | (iii) |
|------------------------------|----------------------|-----|------|-------|
| Before split / Consolidation | Number of shares | | | |
| | Face value per share | | | |
| After split / Consolidation | Number of shares | | | |
| | Face value per share | | | |

(iii) Details of shares/Debentures Transfers since closure date of last financial year (or in the case of the first return at any time since the incorporation of the company) *

Nil

[Details being provided in a CD/Digital Media]

Yes

No

Not Applicable

Separate sheet attached for details of transfers

Yes

No

Note: In case list of transfer exceeds 10, option for submission as a separate sheet attachment or submission in a CD/Digital Media may be shown.

| | | | |
|----------------------------------------------------|--|------------------------------------------------------------|--|
| Date of the previous annual general meeting | | 22/07/2020 | |
| Date of registration of transfer (Date Month Year) | | | |
| Type of transfer | | 1 - Equity, 2- Preference Shares,3 - Debentures, 4 - Stock | |
| Number of Shares/ Debentures/ Units Transferred | | Amount per Share/ Debenture/Unit (in Rs.) | |

| | | | | | | |
|----------------------------|----------------------|----------------------|----------------------|----------------------|--|--|
| Ledger Folio of Transferor | | | | <input type="text"/> | | |
| Transferor's Name | <input type="text"/> | <input type="text"/> | <input type="text"/> | | | |
| | Surname | middle name | first name | | | |
| Ledger Folio of Transferee | | | | <input type="text"/> | | |
| Transferee's Name | <input type="text"/> | <input type="text"/> | <input type="text"/> | | | |
| | Surname | middle name | first name | | | |

| | | | | | | |
|----------------------------------------------------|----------------------|------------------------------------------------------------|----------------------|----------------------|--|--|
| Date of registration of transfer (Date Month Year) | | | | <input type="text"/> | | |
| Type of transfer | <input type="text"/> | 1 - Equity, 2- Preference Shares,3 - Debentures, 4 - Stock | | | | |
| Number of Shares/ Debentures/ Units Transferred | <input type="text"/> | Amount per Share/ Debenture/Unit (in Rs.) | <input type="text"/> | | | |
| Ledger Folio of Transferor | | | | <input type="text"/> | | |
| Transferor's Name | <input type="text"/> | <input type="text"/> | <input type="text"/> | | | |
| | Surname | middle name | first name | | | |
| Ledger Folio of Transferee | | | | <input type="text"/> | | |
| Transferee's Name | <input type="text"/> | <input type="text"/> | <input type="text"/> | | | |
| | Surname | middle name | first name | | | |

(iv) *Indebtedness including debentures (Outstanding as at the end of financial year)

| Particulars | Number of units | Nominal value per unit | Total value |
|-----------------------------------------------------------------------------------------------------|-----------------|------------------------|----------------------|
| Non-convertible debentures | 0 | | 0 |
| Partly convertible debentures | 0 | | 0 |
| Fully convertible debentures | 0 | | 0 |
| Secured Loans (including interest outstanding/accrued but not due for payment) excluding deposits | | | 0 |
| Unsecured Loans (including interest outstanding/accrued but not due for payment) excluding deposits | | | 1,214,627,179 |
| Deposit | | | 0 |
| Total | | | 1,214,627,179 |

Details of debentures

| Class of debentures | Outstanding as at the beginning of the year | Increase during the year | Decrease during the year | Outstanding as at the end of the year |
|-------------------------------|---------------------------------------------|--------------------------|--------------------------|---------------------------------------|
| Non-convertible debentures | 0 | 0 | 0 | 0 |
| Partly convertible debentures | 0 | 0 | 0 | 0 |
| Fully convertible debentures | 0 | 0 | 0 | 0 |

(v) Securities (other than shares and debentures)

0

| Type of Securities | Number of Securities | Nominal Value of each Unit | Total Nominal Value | Paid up Value of each Unit | Total Paid up Value |
|--------------------|----------------------|----------------------------|---------------------|----------------------------|---------------------|
| | | | | | |
| | | | | | |
| Total | | | | | |

V. *Turnover and net worth of the company (as defined in the Companies Act, 2013)**(i) Turnover**

290,175,473,482

(ii) Net worth of the Company

252,022,689,349

VI. (a) *SHARE HOLDING PATTERN - Promoters

| S. No. | Category | Equity | Preference |
|--------|----------|--------|------------|
|--------|----------|--------|------------|

| | | Number of shares | Percentage | Number of shares | Percentage |
|-----|-----------------------------------------|------------------|------------|------------------|------------|
| 1. | Individual/Hindu Undivided Family | | | | |
| | (i) Indian | 8,977,086 | 3.1 | 0 | |
| | (ii) Non-resident Indian (NRI) | 0 | 0 | 0 | |
| | (iii) Foreign national (other than NRI) | 0 | 0 | 0 | |
| 2. | Government | | | | |
| | (i) Central Government | 0 | 0 | 0 | |
| | (ii) State Government | 0 | 0 | 0 | |
| | (iii) Government companies | 0 | 0 | 0 | |
| 3. | Insurance companies | 0 | 0 | 0 | |
| 4. | Banks | 0 | 0 | 0 | |
| 5. | Financial institutions | 0 | 0 | 0 | |
| 6. | Foreign institutional investors | 0 | 0 | 0 | |
| 7. | Mutual funds | 0 | 0 | 0 | |
| 8. | Venture capital | 0 | 0 | 0 | |
| 9. | Body corporate (not mentioned above) | 146,412,818 | 50.6 | 0 | |
| 10. | Others | 0 | 0 | 0 | |
| | Total | 155,389,904 | 53.7 | 0 | 0 |

Total number of shareholders (promoters)

61

(b) *SHARE HOLDING PATTERN - Public/Other than promoters

| S. No. | Category | Equity | | Preference | |
|--------|-----------------------------------------|------------------|------------|------------------|------------|
| | | Number of shares | Percentage | Number of shares | Percentage |
| 1. | Individual/Hindu Undivided Family | | | | |
| | (i) Indian | 44,942,921 | 15.53 | 0 | |
| | (ii) Non-resident Indian (NRI) | 1,304,440 | 0.45 | 0 | |
| | (iii) Foreign national (other than NRI) | 200 | 0 | 0 | |

| | | | | | |
|-----|-----------------------------------------|-------------|-------|---|---|
| 2. | Government | | | | |
| | (i) Central Government | 0 | 0 | 0 | |
| | (ii) State Government | 0 | 0 | 0 | |
| | (iii) Government companies | 0 | 0 | 0 | |
| 3. | Insurance companies | 25,298,689 | 8.74 | 0 | |
| 4. | Banks | 2,725 | 0 | 0 | |
| 5. | Financial institutions | 406,987 | 0.14 | 0 | |
| 6. | Foreign institutional investors | 34,701,018 | 11.99 | 0 | |
| 7. | Mutual funds | 9,852,302 | 3.4 | 0 | |
| 8. | Venture capital | 0 | 0 | 0 | |
| 9. | Body corporate (not mentioned above) | 12,473,435 | 4.31 | 0 | |
| 10. | Others Trust, Clearing members, IE + | 4,994,399 | 1.73 | 0 | |
| | Total | 133,977,116 | 46.29 | 0 | 0 |

Total number of shareholders (other than promoters)

156,894

**Total number of shareholders (Promoters+Public/
Other than promoters)**

156,955

(c) *Details of Foreign institutional investors' (FIIs) holding shares of the company

1

| Name of the FII | Address | Date of Incorporation | Country of Incorporation | Number of shares held | % of shares held |
|-------------------|-------------------|-----------------------|--------------------------|-----------------------|------------------|
| As per attachment | As per attachment | | | 34,701,018 | 22.84 |

**VII. *NUMBER OF PROMOTERS, MEMBERS, DEBENTURE HOLDERS
(Details, Promoters, Members (other than promoters), Debenture holders)**

| Details | At the beginning of the year | At the end of the year |
|-----------------------------------|------------------------------|------------------------|
| Promoters | 52 | 61 |
| Members (other than promoters) | 125,211 | 156,894 |
| Debenture holders | 0 | 0 |

VIII. DETAILS OF DIRECTORS AND KEY MANAGERIAL PERSONNEL







(A) *Composition of Board of Directors

| Category | Number of directors at the beginning of the year | | Number of directors at the end of the year | | Percentage of shares held by directors as at the end of year | |
|------------------------------------------|--------------------------------------------------|---------------|--------------------------------------------|---------------|--------------------------------------------------------------|---------------|
| | Executive | Non-executive | Executive | Non-executive | Executive | Non-executive |
| A. Promoter | 1 | 5 | 1 | 5 | 0.26 | 1.38 |
| B. Non-Promoter | 2 | 8 | 2 | 8 | 0 | 0 |
| (i) Non-Independent | 2 | 0 | 2 | 0 | 0 | 0 |
| (ii) Independent | 0 | 8 | 0 | 8 | 0 | 0 |
| C. Nominee Directors representing | 0 | 0 | 0 | 0 | 0 | 0 |
| (i) Banks & FIs | 0 | 0 | 0 | 0 | 0 | 0 |
| (ii) Investing institutions | 0 | 0 | 0 | 0 | 0 | 0 |
| (iii) Government | 0 | 0 | 0 | 0 | 0 | 0 |
| (iv) Small share holders | 0 | 0 | 0 | 0 | 0 | 0 |
| (v) Others | 0 | 0 | 0 | 0 | 0 | 0 |
| Total | 3 | 13 | 3 | 13 | 0.26 | 1.38 |

Number of Directors and Key managerial personnel (who is not director) as on the financial year end date

16

(B) (i) *Details of directors and Key managerial personnel as on the closure of financial year

| Name | DIN/PAN | Designation | Number of equity share(s) held | Date of cessation (after closure of financial year : If any) |
|--------------------------------------------------------------------------------------------------------|----------|-------------------|--------------------------------|--------------------------------------------------------------|
| RAHULKUMAR KAMAL  | 00014529 | Director | 1,048,796 | 30/04/2021 |
| MADHURKUMAR RAM  | 00014593 | Director | 1,356,030 | |
| RAJIVNAYAN RAHULK  | 00018262 | Managing Director | 756,200 | |
| SANJIVNAYAN RAHUL  | 00014615 | Director | 769,224 | |
| SHEKHAR BAJAJ | 00089358 | Director | 7,220 | |
| BALAJI RAO JAGANNA  | 00025254 | Director | 0 | |
| NIRAJKUMAR RAMKRI  | 00028261 | Director | 813,022 | |
| DR. GITA PIRAMAL | 01080602 | Director | 0 | |

| Name | DIN/PAN | Designation | Number of equity share(s) held | Date of cessation (after closure of financial year : If any) |
|---------------------|----------|---------------------|--------------------------------|--------------------------------------------------------------|
| PRADEEP SHRIVASTA | 07464437 | Whole-time director | 75 | |
| DR. NAUSHAD FORBE | 00630825 | Director | 3,500 | |
| DR. OMKAR GOSWAMI | 00004258 | Director | 0 | |
| ANAMI ROY | 01361110 | Director | 0 | |
| RAKESH SHARMA | 08262670 | Whole-time director | 0 | |
| MS. LILA POONAWALLI | 00074392 | Director | 0 | |
| PRADIP SHAH | 00066242 | Director | 4,000 | |
| ABHINAV BINDRA | 00929250 | Director | 0 | |

(ii) Particulars of change in director(s) and Key managerial personnel during the year

5

| Name | DIN/PAN | Designation at the beginning / during the financial year | Date of appointment/ change in designation/ cessation | Nature of change (Appointment/ Change in designation/ Cessation) |
|---------------------|----------|----------------------------------------------------------|-------------------------------------------------------|------------------------------------------------------------------|
| RAJIVNAYAN RAHULKAR | 00018262 | Managing Director | 01/04/2020 | Re-appointment as Managing Director |
| GITA PIRAMAL | 01080602 | Director | 01/04/2020 | Re-appointment as Independent Director |
| ABHINAV BINDRA | 00929250 | Director | 20/05/2020 | Appointment as Additional and Independent Director |
| ABHINAV BINDRA | 00929250 | Director | 22/07/2020 | Appointment as Independent Director |
| RAHULKUMAR KAMAL | 00014529 | Director | 01/04/2020 | Appointment as Non-executive Director |

IX. MEETINGS OF MEMBERS/CLASS OF MEMBERS/BOARD/COMMITTEES OF THE BOARD OF DIRECTORS

A. MEMBERS/CLASS /REQUISITIONED/NCLT/COURT CONVENED MEETINGS

Number of meetings held

1

| Type of meeting | Date of meeting | Total Number of Members entitled to attend meeting | Attendance | |
|------------------------|-----------------|----------------------------------------------------|----------------------------|-------------------------|
| | | | Number of members attended | % of total shareholding |
| ANNUAL GENERAL MEETING | 22/07/2020 | 133,562 | 157 | 51.28 |

B. BOARD MEETINGS

*Number of meetings held

5

| S. No. | Date of meeting | Total Number of directors associated as on the date of meeting | Attendance | |
|--------|-----------------|----------------------------------------------------------------|------------------------------|-----------------|
| | | | Number of directors attended | % of attendance |
| 1 | 20/05/2020 | 15 | 15 | 100 |
| 2 | 22/07/2020 | 16 | 16 | 100 |
| 3 | 22/10/2020 | 16 | 16 | 100 |
| 4 | 21/01/2021 | 16 | 16 | 100 |
| 5 | 17/03/2021 | 16 | 16 | 100 |

C. COMMITTEE MEETINGS

Number of meetings held

15

| S. No. | Type of meeting | Date of meeting | Total Number of Members as on the date of the meeting | Attendance | |
|--------|-----------------|-----------------|-------------------------------------------------------|----------------------------|-----------------|
| | | | | Number of members attended | % of attendance |
| 1 | AUDIT COMITTEE | 20/05/2020 | 4 | 4 | 100 |
| 2 | AUDIT COMITTEE | 22/07/2020 | 4 | 4 | 100 |
| 3 | AUDIT COMITTEE | 22/10/2020 | 4 | 4 | 100 |
| 4 | AUDIT COMITTEE | 21/01/2021 | 4 | 3 | 75 |
| 5 | NOMINATION | 20/05/2020 | 4 | 4 | 100 |
| 6 | NOMINATION | 22/10/2020 | 4 | 4 | 100 |
| 7 | NOMINATION | 17/03/2021 | 4 | 3 | 75 |
| 8 | RISK MANAGEMENT | 20/05/2020 | 3 | 3 | 100 |
| 9 | RISK MANAGEMENT | 22/10/2020 | 3 | 3 | 100 |
| 10 | RISK MANAGEMENT | 17/03/2021 | 3 | 3 | 100 |

D. *ATTENDANCE OF DIRECTORS

| S. No. | Name of the director | Board Meetings | | | Committee Meetings | | | Whether attended AGM held on (Y/N/NA) |
|--------|----------------------|----------------------------------------------------------|-----------------------------|-----------------|----------------------------------------------------------|-----------------------------|-----------------|------------------------------------------|
| | | Number of Meetings which director was entitled to attend | Number of Meetings attended | % of attendance | Number of Meetings which director was entitled to attend | Number of Meetings attended | % of attendance | |
| 1 | RAHULKUMA | 5 | 5 | 100 | 7 | 6 | 85.71 | |

| | | | | | | | | |
|----|--------------|---|---|-----|----|----|-------|--|
| 2 | MADHURKUM | 5 | 5 | 100 | 0 | 0 | 0 | |
| 3 | RAJIVNAYAN | 5 | 5 | 100 | 4 | 1 | 25 | |
| 4 | SANJIVNAYA | 5 | 5 | 100 | 1 | 1 | 100 | |
| 5 | SHEKHAR BA | 5 | 5 | 100 | 0 | 0 | 0 | |
| 6 | BALAJI RAO | 5 | 5 | 100 | 11 | 11 | 100 | |
| 7 | NIRAJKUMAR | 5 | 5 | 100 | 0 | 0 | 0 | |
| 8 | DR. GITA PIR | 5 | 5 | 100 | 8 | 8 | 100 | |
| 9 | PRADEEP SH | 5 | 5 | 100 | 3 | 2 | 66.67 | |
| 10 | DR. NAUSHAL | 5 | 5 | 100 | 10 | 8 | 80 | |
| 11 | DR. OMKAR C | 5 | 5 | 100 | 1 | 1 | 100 | |
| 12 | ANAMI ROY | 5 | 5 | 100 | 7 | 7 | 100 | |
| 13 | RAKESH SHA | 5 | 5 | 100 | 0 | 0 | 0 | |
| 14 | MS. LILA POC | 5 | 5 | 100 | 0 | 0 | 0 | |
| 15 | PRADIP SHAI | 5 | 5 | 100 | 0 | 0 | 0 | |
| 16 | ABHINAV BIN | 4 | 4 | 100 | 0 | 0 | 0 | |

X. *REMUNERATION OF DIRECTORS AND KEY MANAGERIAL PERSONNEL

Nil

Number of Managing Director, Whole-time Directors and/or Manager whose remuneration details to be entered

3

| S. No. | Name | Designation | Gross Salary | Commission | Stock Option/ Sweat equity | Others | Total Amount |
|--------|----------------|--------------|--------------|-------------|-------------------------------|------------|-----------------|
| 1 | RAJIVNAYAN RAH | MANAGING DIR | 155,540,796 | 250,210,800 | 0 | 0 | 405,751,596 |
| 2 | PRADEEP SHRIVA | WHOLE-TIME D | 77,048,703 | 0 | 0 | 6,085,421 | 83,134,124 |
| 3 | RAKESH SHARMA | WHOLE-TIME D | 76,567,492 | 0 | 0 | 4,850,402 | 81,417,894 |
| | Total | | 309,156,991 | 250,210,800 | 0 | 10,935,823 | 570,303,614 |

Number of CEO, CFO and Company secretary whose remuneration details to be entered

2

| S. No. | Name | Designation | Gross Salary | Commission | Stock Option/ Sweat equity | Others | Total Amount |
|--------|------------|-------------|--------------|------------|-------------------------------|-----------|-----------------|
| 1 | SOUMEN RAY | CFO | 52,058,302 | 0 | 0 | 2,043,754 | 54,102,056 |

| S. No. | Name | Designation | Gross Salary | Commission | Stock Option/ Sweat equity | Others | Total Amount |
|--------|----------------|-------------|--------------|------------|-------------------------------|-----------|-----------------|
| 2 | SRIDHAR JAYARA | COMPANY SEC | 17,606,372 | 0 | 0 | 1,546,391 | 19,152,763 |
| | Total | | 69,664,674 | 0 | 0 | 3,590,145 | 73,254,819 |

Number of other directors whose remuneration details to be entered

13

| S. No. | Name | Designation | Gross Salary | Commission | Stock Option/ Sweat equity | Others | Total Amount |
|--------|------------------|--------------|--------------|------------|-------------------------------|------------|-----------------|
| 1 | BALAJI RAO JAGA | INDEPENDENT | 1,600,000 | 4,000,000 | 0 | 0 | 5,600,000 |
| 2 | DR. GITA PIRAMAL | INDEPENDENT | 1,300,000 | 3,250,000 | 0 | 0 | 4,550,000 |
| 3 | DR. NAUSHAD FOI | INDEPENDENT | 1,100,000 | 2,750,000 | 0 | 0 | 3,850,000 |
| 4 | DR. OMKAR GOSV | INDEPENDENT | 600,000 | 1,500,000 | 0 | 0 | 2,100,000 |
| 5 | ANAMI ROY | INDEPENDENT | 1,200,000 | 3,000,000 | 0 | 0 | 4,200,000 |
| 6 | MS. LILA POONAM | INDEPENDENT | 500,000 | 1,250,000 | 0 | 0 | 1,750,000 |
| 7 | PRADIP SHAH | INDEPENDENT | 500,000 | 1,250,000 | 0 | 0 | 1,750,000 |
| 8 | ABHINAV BINDRA | INDEPENDENT | 400,000 | 1,000,000 | 0 | 0 | 1,400,000 |
| 9 | SANJIVNAYAN RAI | NON-EXECUTIV | 500,000 | 1,250,000 | 0 | 0 | 1,750,000 |
| 10 | SHEKHAR BAJAJ | NON-EXECUTIV | 500,000 | 1,250,000 | 0 | 0 | 1,750,000 |
| 11 | NIRAJKUMAR BAJ | NON-EXECUTIV | 500,000 | 1,250,000 | 0 | 0 | 1,750,000 |
| 12 | MADHURKUMAR F | NON-EXECUTIV | 500,000 | 1,250,000 | 0 | 0 | 1,750,000 |
| 13 | RAHULKUMAR KAI | NON-EXECUTIV | 700,000 | 46,750,000 | 0 | 10,693,727 | 58,143,727 |
| | Total | | 9,900,000 | 69,750,000 | 0 | 10,693,727 | 90,343,727 |

XI. MATTERS RELATED TO CERTIFICATION OF COMPLIANCES AND DISCLOSURES

* A. Whether the company has made compliances and disclosures in respect of applicable provisions of the Companies Act, 2013 during the year Yes No

B. If No, give reasons/observations

XII. PENALTY AND PUNISHMENT - DETAILS THEREOF

(A) DETAILS OF PENALTIES / PUNISHMENT IMPOSED ON COMPANY/DIRECTORS /OFFICERS Nil

| Name of the company/ directors/ officers | Name of the court/ concerned Authority | Date of Order | Name of the Act and section under which penalised / punished | Details of penalty/ punishment | Details of appeal (if any) including present status |
|------------------------------------------|----------------------------------------|---------------|--------------------------------------------------------------|--------------------------------|-----------------------------------------------------|
| | | | | | |

(B) DETAILS OF COMPOUNDING OF OFFENCES Nil

| Name of the company/ directors/ officers | Name of the court/ concerned Authority | Date of Order | Name of the Act and section under which offence committed | Particulars of offence | Amount of compounding (in Rupees) |
|------------------------------------------|----------------------------------------|---------------|-----------------------------------------------------------|------------------------|-----------------------------------|
| | | | | | |

XIII. Whether complete list of shareholders, debenture holders has been enclosed as an attachment

Yes No

(In case of 'No', submit the details separately through the method specified in instruction kit)

XIV. COMPLIANCE OF SUB-SECTION (2) OF SECTION 92, IN CASE OF LISTED COMPANIES

In case of a listed company or a company having paid up share capital of Ten Crore rupees or more or turnover of Fifty Crore rupees or more, details of company secretary in whole time practice certifying the annual return in Form MGT-8.

Name

SHYAMPRASAD D LIMAYE

Whether associate or fellow

Associate Fellow

Certificate of practice number

572

I/We certify that:

(a) The return states the facts, as they stood on the date of the closure of the financial year aforesaid correctly and adequately.

(b) Unless otherwise expressly stated to the contrary elsewhere in this Return, the Company has complied with all the provisions of the Act during the financial year.

Declaration

I am Authorised by the Board of Directors of the company vide resolution no. ... 02 dated 02/05/2007

(DD/MM/YYYY) to sign this form and declare that all the requirements of the Companies Act, 2013 and the rules made thereunder in respect of the subject matter of this form and matters incidental thereto have been complied with. I further declare that:

1. Whatever is stated in this form and in the attachments thereto is true, correct and complete and no information material to the subject matter of this form has been suppressed or concealed and is as per the original records maintained by the company.
2. All the required attachments have been completely and legibly attached to this form.

Note: Attention is also drawn to the provisions of Section 447, section 448 and 449 of the Companies Act, 2013 which provide for punishment for fraud, punishment for false statement and punishment for false evidence respectively.

To be digitally signed by

Director

DIN of the director

To be digitally signed by

Company Secretary

Company secretary in practice

Membership number

Certificate of practice number

Attachments

- 1. List of share holders, debenture holders
- 2. Approval letter for extension of AGM;
- 3. Copy of MGT-8;
- 4. Optional Attachment(s), if any

List of attachments

This eForm has been taken on file maintained by the Registrar of Companies through electronic mode and on the basis of statement of correctness given by the company

BAJAJ AUTO LIMITED

Regd.Office:BAJAJ AUTO LIMITED COMPLEX MUMBAI PUNE ROAD AKURDI PUNE

411035

CIN NO:L65993PN2007PLC130076

List of share transfers

| Sno | Date of Registration of Transfer of Shares | No of Shares | Nominal value (each in Rs.) | Ledger Folio of Transferor | Transferor's Name | Ledger Folio of Transferee | Transferee's Name |
|-----|--------------------------------------------|--------------|-----------------------------|----------------------------|-------------------------------------|----------------------------|--------------------------|
| 1 | 18/08/2020 | 3600 | 10 | BG 0000047 | G J SATYANARAYANA | BAL0100725 | G S JAYARAJ |
| 2 | 18/08/2020 | 3000 | 10 | BG 0000070 | G J SATYANARAYANA | BAL0100726 | G S JAYARAJ |
| 3 | 10/09/2020 | 5758 | 10 | BG 0000003 | GILIYAR JANARDHANAIAH SATYANARAYANA | BAL0100727 | G S RAVIRAJ |
| 4 | 20/11/2020 | 3000 | 10 | BG 0000083 | G J SATYANARAYANA | BAL0100729 | G S SHANTIRAJ |
| 5 | 20/11/2020 | 150 | 10 | BJ 0000084 | JAYESH ISHVARДУTT DHONDE | BAL0100730 | JAYESH ISHVARДУTT DHONDE |
| 6 | 20/11/2020 | 150 | 10 | BA 0000189 | ANSUYA GOVINDRAO TALEKAR | BAL0100731 | NILESH ISHVARДУTT DHONDE |
| 7 | 20/11/2020 | 150 | 10 | BA 0000188 | ANSUYA GOVINDRAO TALEKAR | BAL0100732 | JAYESH ISHVARДУTT DHONDE |
| 8 | 20/11/2020 | 150 | 10 | BN 0000037 | NILESH ISHVARДУTT DHONDE | BAL0100731 | NILESH ISHVARДУTT DHONDE |
| 9 | 01/12/2020 | 4800 | 10 | BG 0000031 | G J SATYANARAYANA | BAL0100733 | G S NAGARAJ |
| 10 | 01/12/2020 | 3100 | 10 | BG 0000033 | G J SATYANARAYANA | BAL0100734 | G S SHANTIRAJ |
| 11 | 01/12/2020 | 2000 | 10 | BG 0000088 | G J SATYANARAYANA | BAL0100735 | G S NAGARAJ |
| 12 | 10/12/2020 | 600 | 10 | BL 0000053 | LADWIN D ALMEIDA | BAL0100736 | PATRICK D ALMEIDA |
| 13 | 10/02/2021 | 24960 | 10 | BP 0000036 | PRAKASH MOTILAL FIRODIA | BAL0100737 | LALITA PRAKASH FIRODIA |
| 14 | 10/03/2021 | 968 | 10 | BAL0100427 | MAHENDRA CHAMPKALAL | BAL0100738 | ASHISH MAHENDRA SHAH |
| 15 | 20/03/2021 | 1850 | 10 | BR 0000227 | ROSHAN ARDESHIR BHARUCHA | BAL0100739 | ASPY SOHRAB GOTLA |
| 16 | 30/03/2021 | 1200 | 10 | BA 0000042 | ALOK KUMAR DAS | BAL0100740 | AVRANIL DAS |

| BAJAJ AUTO LIMITED | | | | |
|-----------------------------------|-----------------------------------------------------------------------------------------------------------------------------------------------------|---------|----------|--------------|
| LIST OF FPC, FII AS ON 31/03/2021 | | | | |
| Sno | Name/Jt1/Jt2 | Shares | % Equity | Total Shares |
| 1 | POLEN CAPITAL MANAGEMENT LLC | 805 | 0.00 | 805 |
| 2 | FUNDPARTNER SOLUTIONS (SUISSE) S.A.-RP - FONDS INS TITUTIONNEL - ACTIONS MARCHES EMERGENTS | 6309 | 0.00 | 6309 |
| 3 | UBS (US) GROUP TRUST | 3006 | 0.00 | 3006 |
| 4 | SEB ASIENFOND EX JAPAN | 4324 | 0.00 | 4324 |
| 5 | STATE STREET TOTAL RETURN V.I.S. FUND | 7950 | 0.00 | 7950 |
| 6 | SPP AKTIEFOND GLOBAL | 8591 | 0.00 | 8591 |
| 7 | SIIT - WORLD SELECT EQUITY FUND | 639 | 0.00 | 639 |
| 8 | VANGUARD FUNDS PUBLIC LIMITED COMPANY - VANGUARD F TSE ALL-WORLD HIGH DIVIDEND YIELD UCITS ETF | 5389 | 0.00 | 5389 |
| 9 | PICTET - EMERGING MARKETS INDEX | 12143 | 0.00 | 12143 |
| 10 | TIAA-CREF FUNDS - TIAA-CREF EMERGING MARKETS EQUIT Y INDEX FUND | 36763 | 0.01 | 36763 |
| 11 | PUBLIC EMPLOYEES RETIREMENT ASSOCIATION OF NEW MEX ICO | 15846 | 0.01 | 15846 |
| 12 | ASCENSION ALPHA FUND, LLC | 368 | 0.00 | 368 |
| 13 | ISHARES IV PUBLIC LIMITED COMPANY- ISHARES MSCI EM IMI ESG SCREENED UCITS ETF | 8649 | 0.00 | 8649 |
| 14 | CORNERSTONE ADVISORS GLOBAL PUBLIC EQUITY FUND-PAR AMETRIC PORTFOLIO ASSOCIATES LLC | 1435 | 0.00 | 1435 |
| 15 | AMP CAPITAL FUNDS MANAGEMENT LIMITED AS RESPONSIBL E ENTITY FOR THE FUTURE DIRECTIONS ASIA EX-JAPAN F UND- LAZARD ASSET MANAGEMENT PACIFIC CO | 2042 | 0.00 | 2042 |
| 16 | FIDELITY SALEM STREET TRUST FIDELITY EMERGING MARK ETS INDEX FUND | 41473 | 0.01 | 41473 |
| 17 | GOVERNMENT PENSION FUND GLOBAL | 1744086 | 0.60 | 1744086 |
| 18 | THE MASTER TRUST BANK OF JAPAN, LTD.AS TRUSTEE FOR GOVERNMENT PENSION INVESTMENT FUND MTBJ400045849 | 44455 | 0.02 | 44455 |
| 19 | WISDOMTREE GLOBAL EX-U.S. QUALITY DIVIDEND GROWTH FUND | 20547 | 0.01 | 20547 |
| 20 | FIDELITY SALEM STREET TRUST FIDELITY GLOBAL EX US INDEX FUND | 17978 | 0.01 | 17978 |
| 21 | XTRACKERS MSCI EMERGING MARKETS HEDGED EQUITY ETF | 1046 | 0.00 | 1046 |
| 22 | XTRACKERS MSCI ALL WORLD EX US HEDGED EQUITY ETF | 458 | 0.00 | 458 |
| 23 | ABERDEEN INVESTMENT FUNDS UK ICVC II - ABERDEEN EM EMERGING MARKETS EQUITY TRACKER FUND | 1141 | 0.00 | 1141 |
| 24 | SPDR MSCI EMERGING MARKETS STRATEGICFACTORS ETF | 3745 | 0.00 | 3745 |
| 25 | PREMIER INVESTMENT FUND LIMITED | 179 | 0.00 | 179 |
| 26 | EMERGING MARKETS EQUITY FUND-KLEINWORT BENSON INVE STORS | 3596 | 0.00 | 3596 |
| 27 | DESJARDINS RI EMERGING MARKETS MULTIFACTOR - LOW C O2 ETF | 5099 | 0.00 | 5099 |
| 28 | THE MASTER TRUST BANK OF JAPAN, LTD. AS TRUSTEE FO R RUSSELL EMERGING DIVIDEND GROWTH MOTHER FUND | 4641 | 0.00 | 4641 |

| BAJAJ AUTO LIMITED | | | | |
|-----------------------------------|----------------------------------------------------------------------------------------------------|---------|----------|--------------|
| LIST OF FPC, FII AS ON 31/03/2021 | | | | |
| Sno | Name/Jt1/Jt2 | Shares | % Equity | Total Shares |
| 29 | LAZARD/WILMINGTON EMERGING MARKETS EQUITY ADVANTAG E FUND | 4472 | 0.00 | 4472 |
| 30 | SPP EMERGING MARKETS SRI | 26366 | 0.01 | 26366 |
| 31 | ZURICH NON - LIFE UMBRELLA FUND - VERMOGEN GCIE AK TIEN PLUS | 1250 | 0.00 | 1250 |
| 32 | PINEBRIDGE INDIA EQUITY FUND | 28135 | 0.01 | 28135 |
| 33 | ALAHLI EMERGING MARKETS INDEX FUND | 2172 | 0.00 | 2172 |
| 34 | SEI TRUST COMPANY, AS TRUSTEE ON BEHALF OF THE KBI EMERGING MARKETS EQUITY CIT | 1600 | 0.00 | 1600 |
| 35 | JAPAN TRUSTEE SERVICES BANK, LTD. AS TRUSTEE FOR S MTB EMERGING EQUITY INDEX MOTHER FUND | 1128 | 0.00 | 1128 |
| 36 | ETFS RELIANCE INDIA NIFTY 50 ETF | 1920 | 0.00 | 1920 |
| 37 | THE REGENTS OF THE UNIVERSITY OF CALIFORNIA - STAT E STREET GLOBAL ADVISORS | 68495 | 0.02 | 68495 |
| 38 | PALLADIUM INVESTMENTS FUNDS - SGD TOTAL RETURN FUN D | 5210 | 0.00 | 5210 |
| 39 | LAZARD GLOBAL ACTIVE FUNDS PLC LAZARD EMERGING MAR KETS EQUITY ADVANTAGE FUND | 36995 | 0.01 | 36995 |
| 40 | FLEXSHARES INTERNATIONAL QUALITY DIVIDEND INDEX FU ND | 58786 | 0.02 | 58786 |
| 41 | FIDELITY SALEM STREET TRUST FIDELITY ZERO INTERNAT IONAL INDEX FUND | 11459 | 0.00 | 11459 |
| 42 | THRIVENT INTERNATIONAL ALLOCATION PORTFOLIO | 20035 | 0.01 | 20035 |
| 43 | WISDOMTREE EMERGING MARKETS MULTIFACTOR FUND | 266 | 0.00 | 266 |
| 44 | MERIAN ASIA PACIFIC FUND A SUB FUND OF MERIAN INVE STMENT FUNDS SERIES II | 19309 | 0.01 | 19309 |
| 45 | RESONA BANK, LTD. (AS TRUSTEE FOR PENSION COMMINGL E FUND) 00729-7035 | 867 | 0.00 | 867 |
| 46 | SPDR MSCI ACWI LOW CARBON TARGET ETF | 305 | 0.00 | 305 |
| 47 | PANAGORA DIVERSIFIED RISK MULTI ASSET FUND LTD | 6403 | 0.00 | 6403 |
| 48 | UBS (IRL) ETF PLC - MSCI ACWI ESG UNIVERSAL UCITS ETF | 627 | 0.00 | 627 |
| 49 | PRUDENTIAL INVESTMENT PORTFOLIOS 2 - PGIM QMA EMER GING MARKETS EQUITY FUND | 3019 | 0.00 | 3019 |
| 50 | AMP CAPITAL FUNDS MANAGEMENT LIMITED AS TRUSTEE FO R THE AMP EMERGING MARKETS INDEX FUND | 2410 | 0.00 | 2410 |
| 51 | SSGA SPDR ETFS EUROPE I PUBLIC LIMITED COMPANY - S PDR MSCI EM ASIA UCITS ETF | 16302 | 0.01 | 16302 |
| 52 | VANGUARD FIDUCIARY TRUST COMPANY INSTITUTIONAL TOT AL INTERNATIONAL STOCK MARKET INDEX TRUST II | 323458 | 0.11 | 323458 |
| 53 | VANGUARD TOTAL INTERNATIONAL STOCK INDEX FUND | 1035661 | 0.36 | 1035661 |
| 54 | ALLIANZ GLOBAL INVESTORS FUND - ALLIANZ GEM EQUITY HIGH DIVIDEND | 10133 | 0.00 | 10133 |
| 55 | ACACIA BANYAN PARTNERS | 148 | 0.00 | 148 |

| BAJAJ AUTO LIMITED | | | | |
|-----------------------------------|---------------------------------------------------------------------------------------------------------------|--------|----------|--------------|
| LIST OF FPC, FII AS ON 31/03/2021 | | | | |
| Sno | Name/Jt1/Jt2 | Shares | % Equity | Total Shares |
| 56 | ISHARES MSCI EM UCITS ETF USD (ACC) | 9619 | 0.00 | 9619 |
| 57 | EMERGING MARKETS INDEX NON-LENDABLE FUND | 112899 | 0.04 | 112899 |
| 58 | THE MASTER TRUST BANK OF JAPAN, LTD. AS TRUSTEE OF NATIONAL PENSION FUND ASSOCIATION MTBJ400030132 | 4952 | 0.00 | 4952 |
| 59 | PENSION FUND ASSOCIATION FOR LOCAL GOVERNMENT OFF ICIALS 18420-7088 | 4853 | 0.00 | 4853 |
| 60 | THE MASTER TRUST BANK OF JAPAN, LTD. AS TRUSTEE OF NISSAY EMERGING MARKETS EQUITY INDEX II MOTHER FU ND | 181 | 0.00 | 181 |
| 61 | EMERGING MARKETS EQUITY INDEX MASTER FUND | 178444 | 0.06 | 178444 |
| 62 | SPDR MSCI ACWI EX-US ETF | 5955 | 0.00 | 5955 |
| 63 | TRANS EXT GLOBAL EMRG MKTS GBGEM10 | 614 | 0.00 | 138569 |
| | TEACHER RETIREMENT SYSTEM OF TEXAS - SELF MANAGED 3 | 44608 | 0.02 | |
| | | 93347 | 0.03 | |
| 64 | STATE STREET EMERGING MARKETS EQUITY INDEX FUND | 7304 | 0.00 | 7304 |
| 65 | GRD 21 | 1555 | 0.00 | 1555 |
| 66 | ALLIANZ GLOBAL INVESTORS FUND - ALLIANZ INDIA EQUI TY | 7186 | 0.00 | 7186 |
| 67 | JANA MULTI-MANAGER GLOBAL SHARE TRUST | 1598 | 0.00 | 1598 |
| 68 | JAPAN TRUSTEE SERVICES BANK, LTD. STB SUMISHIN SHI NKOUKOKUKABUSHIKI INDEX MOTHER FUND | 5820 | 0.00 | 5820 |
| 69 | MANAGED PENSION FUNDS LIMITED - ALL WORLD EQUITY C LIMATE BALANCED MULTI-FACTOR INDEX SUB FUND | 3674 | 0.00 | 3674 |
| 70 | CC&L Q INTERNATIONAL EQUITY FUND | 380 | 0.00 | 380 |
| 71 | BNP PARIBAS ARBITRAGE BNP PARIBAS ARBITRAGE - ODI | 303579 | 0.10 | 519941 |
| | | 216362 | 0.07 | |
| 72 | SHELL PENSIONS TRUST LIMITED AS TRUSTEE OF THE SHE LL CONTRIBUTORY PENSION FUND | 12704 | 0.00 | 12704 |
| 73 | PUB EQUITIES EMERGING MARKETS 1 | 19365 | 0.01 | 19365 |
| 74 | QSUPER | 51993 | 0.02 | 51993 |
| 75 | THE MASTER TRUST BANK OF JAPAN, LTD. AS TRUSTEE OF MUTB300000120-STOCK | 341 | 0.00 | 341 |
| 76 | PEOPLE'S BANK OF CHINA | 686998 | 0.24 | 686998 |
| 77 | HEALTH EMPLOYEES SUPERANNUATION TRUST AUSTRALIA | 53299 | 0.02 | 53299 |
| 78 | ALLIANZGI EMERGING MARKETS CONSUMER FUND | 1126 | 0.00 | 1126 |
| 79 | ACTIVE EMERGING MARKETS EQUITY FUND | 256002 | 0.09 | 256002 |
| 80 | SAS TRUSTEE CORPORATION POOLED FUND | 5020 | 0.00 | 5020 |
| 81 | LAZARD RETIREMENT EMERGING MARKETS EQUITY PORTFOLI O | 62650 | 0.02 | 62650 |
| 82 | VEMF - A, L.P. | 84910 | 0.03 | 84910 |
| 83 | GENERAL ORGANIZATION FOR SOCIAL INSURANCE | 83220 | 0.03 | 83220 |
| 84 | HSBC POOLED INVESTMENT FUND - HSBC POOLED VC ASIA PACIFIC EX JAPAN EQUITY FUND | 84000 | 0.03 | 84000 |

| BAJAJ AUTO LIMITED | | | | |
|-----------------------------------|----------------------------------------------------|--------|----------|--------------|
| LIST OF FPC, FII AS ON 31/03/2021 | | | | |
| Sno | Name/Jt1/Jt2 | Shares | % Equity | Total Shares |
| 85 | JAPAN TRUSTEE SERVICES BANK, LTD. STB LGM INDIA EQ | 15076 | 0.01 | 15076 |
| | UITY MOTHER FUND | | | |
| 86 | HIRTLE CALLAGHAN EMERGING MARKETS PORTFOLIO -SSGA | 7846 | 0.00 | 7846 |
| | FUNDS MANAGEMENT INC - PASSIVE | | | |
| 87 | SOCIETE GENERALE SECURITIES SERVICES GMBH ON BEHAL | 6689 | 0.00 | 6689 |
| | F OF PT-MASTER | | | |
| 88 | BMO INVESTMENTS (LUX) I FUND - BMO RESPONSIBLE GLO | 11516 | 0.00 | 11516 |
| | BAL EMERGING MARKETS EQUITY FUND | | | |
| 89 | LOCAL AUTHORITIES SUPERANNUATION FUND | 4963 | 0.00 | 4963 |
| 90 | MIRAE ASSET INDIA BLUE CHIP EQUITY MASTER INVESTME | 6793 | 0.00 | 6793 |
| | NT TRUST | | | |
| 91 | SAUDI ARABIAN MONETARY AUTHORITY - EMERGING MARKET | 80918 | 0.03 | 114825 |
| | PORTFOLIO 12 | | | |
| | SAUDI ARABIAN MONETARY AUTHORITY - GLOBAL EQUITY P | 10278 | 0.00 | |
| | ORTFOLIO 12 | | | |
| | SAUDI ARABIAN MONETARY AUTHORITY - EMERGING MARKET | 23629 | 0.01 | |
| | PORTFOLIO 15 | | | |
| 92 | ALLIANZ GLOBAL INVESTORS GLOBAL EMERGING MARKETS F | 4300 | 0.00 | 4300 |
| | UND | | | |
| 93 | TCORPIM EMERGING MARKET SHARE FUND | 4402 | 0.00 | 4402 |
| 94 | LGPS CENTRAL ALL WORLD EQUITY CLIMATE MULTI FACTOR | 20200 | 0.01 | 20200 |
| | FUND, A SUB FUND OF LGPS CENTRAL AUTHORISED CONTR | | | |
| | ACTUAL SCHEME | | | |
| 95 | UNIVERSAL-INVESTMENT-LUXEMBOURG S.A. ON BEHALF OF | 6235 | 0.00 | 6235 |
| | UNIVEST | | | |
| 96 | MONETARY AUTHORITY OF SINGAPORE | 174345 | 0.06 | 329860 |
| | MONETARY AUTHORITY OF SINGAPORE ACCOUNT 7 | 3917 | 0.00 | |
| | MONETARY AUTHORITY OF SINGAPORE ACCOUNT 8 | 151598 | 0.05 | |
| 97 | THE MASTER TRUST BANK OF JAPAN, LTD. AS TRUSTEE OF | 14940 | 0.01 | 14940 |
| | NATIONAL PENSION FUND ASSOCIATION MTBJ400038345 | | | |
| 98 | FIDELITY SALEM STREET TRUST FIDELITY TOTAL INTERNA | 14596 | 0.01 | 14596 |
| | TIONAL INDEX FUND | | | |
| 99 | EMERGING MARKETS CORE EQUITY FUND OF DIMENSIONAL F | 10816 | 0.00 | 10816 |
| | UNDS ICVC | | | |
| 100 | ROTHKO ALL COUNTRIES WORLD EX-US EQUITY FUND, L.P. | 335 | 0.00 | 335 |
| 101 | KBI INSTITUTIONAL EMERGING MARKETS EQUITY FUND | 5890 | 0.00 | 5890 |
| 102 | ISLAND CAPITAL INVESTMENTS LLC | 5067 | 0.00 | 5067 |
| 103 | SEB HALLBAR FAKTOR EMERGING MARKETS | 958 | 0.00 | 958 |
| 104 | MICROSOFT CORPORATION SAVINGS PLUS 401(K) PLAN AS | 69374 | 0.02 | 69374 |
| | MANAGED BY SOMERSET CAPITAL MANAGEMENT LLP | | | |
| 105 | SPARTAN GROUP TRUST FOR EMPLOYEE BENEFIT PLANS SPA | 19986 | 0.01 | 19986 |
| | RTAN EMERGING MARKETS INDEX POOL | | | |
| 106 | EMERGING MARKETS EQUITY ESG SCREENED FUND B | 4656 | 0.00 | 4656 |
| 107 | ISHARES MSCI ACWI LOW CARBON TARGET ETF | 2376 | 0.00 | 2376 |

| BAJAJ AUTO LIMITED | | | | |
|-----------------------------------|----------------------------------------------------|--------|----------|--------------|
| LIST OF FPC, FII AS ON 31/03/2021 | | | | |
| Sno | Name/Jt1/Jt2 | Shares | % Equity | Total Shares |
| 108 | FIDELITY COVINGTON TRUST: FIDELITY TARGETED EMERGI | 818 | 0.00 | 818 |
| | NG MARKETS FACTOR ETF | | | |
| 109 | COLONIAL FIRST STATE INVESTMENT FUND 50 | 6931 | 0.00 | 6931 |
| 110 | FONDITALIA EQUITY GLOBAL EMERGING MARKETS | 20552 | 0.01 | 20552 |
| 111 | PINEBRIDGE INVESTMENTS GF MAURITIUS LIMITED | 669394 | 0.23 | 669394 |
| 112 | ACACIA PARTNERS, LP | 700 | 0.00 | 700 |
| 113 | Q INDIA EQUITY FUND LIMITED | 12028 | 0.00 | 12028 |
| 114 | THE MASTER TRUST BANK OF JAPAN, LTD. AS TRUSTEE OF | 3029 | 0.00 | 3029 |
| | FUJITSU PENSION FUND MUTB400038708 | | | |
| 115 | TRUSTEES OF THE MINeworkERS' PENSION SCHEME LIMITE | 3493 | 0.00 | 3493 |
| | D-MINeworkERS' PENSION SCHEME | | | |
| 116 | FUTURE FUND BOARD OF GUARDIANS MANAGED BY STATE ST | 175475 | 0.06 | 175475 |
| | REET GLOBAL ADVISORS | | | |
| 117 | STATE STREET MSCI ACWI MINIMUM VOLATILITY INDEX NO | 17076 | 0.01 | 17076 |
| | N-LENDING QIB FUND | | | |
| 118 | VANGUARD EMERGING MARKETS STOCK INDEX FUND, A SERI | 113181 | 0.04 | 113181 |
| | ES OF VANGUARD INVESTMENT SERIES PLC | | | |
| 119 | FONDITALIA EQUITY INDIA | 13275 | 0.00 | 13275 |
| 120 | JPMORGAN LIFE LIMITED | 1117 | 0.00 | 1117 |
| 121 | THE NOMURA TRUST AND BANKING CO., LTD. RE: INTERNA | 8200 | 0.00 | 8200 |
| | TIONAL EMERGING STOCK INDEX MSCI EMERGING NO HEDGE | | | |
| | MOTHER FUND | | | |
| 122 | CBIS GLOBAL FUNDS PLC- WORLD EQUITY FUND | 6301 | 0.00 | 6301 |
| 123 | INVESTERINGSFORENINGEN PROCAPTURE GLOBAL EMERGING | 5344 | 0.00 | 5344 |
| | MARKETS INDEX FUND - ACCUMULATING KL | | | |
| 124 | EB DV EMERGING MARKETS STOCK INDEX FUND | 42132 | 0.01 | 42132 |
| 125 | UNI-GLOBAL - EQUITIES EMERGING MARKETS | 18340 | 0.01 | 18340 |
| 126 | STATE OF ALASKA RETIREMENT AND BENEFITS PLANS MANA | 9019 | 0.00 | 9019 |
| | GED BY LEGAL AND GENERAL INVESTMENT MANAGEMENT AME | | | |
| | RICA, INC. (LGIMA) | | | |
| 127 | PENSION FUND ASSOCIATION FOR LOCAL GOVERNMENT OFFI | 1472 | 0.00 | 1472 |
| | CIALS 18420-7082 | | | |
| 128 | EMERGING MARKETS EQUITY INDEX ESG SCREENED FUND B | 8205 | 0.00 | 8205 |
| 129 | HSBC MANAGED BALANCED FUND | 610 | 0.00 | 610 |
| 130 | FUBON NIFTY ETF | 2512 | 0.00 | 2512 |
| 131 | INTECH GLOBAL ALL COUNTRY ENHANCED INDEX FUND LLC | 688 | 0.00 | 688 |
| 132 | THE MASTER TRUST BANK OF JAPAN, LTD. AS TRUSTEE FO | 25738 | 0.01 | 25738 |
| | R GOVERNMENT PENSION INVESTMENT FUND MTBJ400045828 | | | |
| 133 | THE MASTER TRUST BANK OF JAPAN, LTD. AS TRUSTEE FO | 31395 | 0.01 | 31395 |
| | R GOVERNMENT PENSION INVESTMENT FUND MUTB400045792 | | | |
| 134 | SCOTTISH WIDOWS TRACKER AND SPECIALIST INVESTMENT | 15630 | 0.01 | 15630 |
| | FUNDS ICVC-EMERGING MARKETS FUND | | | |
| 135 | RBC QUANT EMERGING MARKETS EQUITY LEADERS ETF | 94 | 0.00 | 94 |
| 136 | NATIONAL PENSION SERVICE MANAGED BY LEGAL & GENERA | 56247 | 0.02 | 178932 |

| BAJAJ AUTO LIMITED | | | | |
|-----------------------------------|----------------------------------------------------|--------|----------|--------------|
| LIST OF FPC, FII AS ON 31/03/2021 | | | | |
| Sno | Name/Jt1/Jt2 | Shares | % Equity | Total Shares |
| | L INVESTMENT MANAGEMENT LIMITED | | | |
| | NATIONAL PENSION SERVICE MANAGED BY BLACKROCK INST | 36163 | 0.01 | |
| | ITUTIONAL TRUST COMPANY, NA | | | |
| | NATIONAL PENSION SERVICE MANAGED BY AQR CAPITAL MA | 7123 | 0.00 | |
| | NAGEMENT LLC | | | |
| | NATIONAL PENSION SERVICE MANAGED BY LAZARD ASSET M | 79399 | 0.03 | |
| | ANAGEMENT LLC | | | |
| 137 | INTERNATIONAL BANK FOR RECONSTRUCTION AND DEVELOPM | 4474 | 0.00 | 59823 |
| | ENT ON BEHALF OF THE POST-EMPLOYMENT BENEFITS PLAN | | | |
| | INTERNATIONAL BANK FOR RECONSTRUCTION AND DEVELOPM | 47980 | 0.02 | |
| | ENT AS TRUSTEE FOR THE STAFF RETIREMENT PLAN AND T | | | |
| | RUST | | | |
| | INTERNATIONAL BANK FOR RECONSTRUCTION AND DEVELOPM | 7369 | 0.00 | |
| | ENT AS TRUSTEE FOR THE RETIRED STAFF BENEFITS PLAN | | | |
| | AND TRUST | | | |
| 138 | PARAMETRIC TAX-MANAGED EMERGING MARKETS FUND | 13052 | 0.00 | 13052 |
| 139 | LVIP SSGA EMERGING MARKETS EQUITY INDEX FUND | 7721 | 0.00 | 7721 |
| 140 | BVK PERSONALVORSORGE DES KANTONS ZURICH | 22012 | 0.01 | 22012 |
| 141 | FRANKLIN LIBERTYQT EMERGING MARKETS INDEX ETF | 1540 | 0.00 | 1540 |
| 142 | BLACKROCK MSCI EMERGING MARKETS MINIMUM VOLATILITY | 6074 | 0.00 | 6074 |
| | INDEX FUND | | | |
| 143 | MCKINLEY CAPITAL EMERGING MARKETS GROWTH FUND SERI | 9730 | 0.00 | 9730 |
| | ES A | | | |
| 144 | TRUST & CUSTODY SERVICES BANK, LTD. AS TRUSTEE FOR | 7159 | 0.00 | 7159 |
| | EMERGING EQUITY DIVERSIFIED INCOME PLUS FUND (PRI | | | |
| | VATE PLACEMENT FUND) | | | |
| 145 | UPAMC ASIAN BRIC FUND | 2000 | 0.00 | 2000 |
| 146 | PENSION FUND ASSOCIATION FOR LOCAL GOVERNMENT OFFI | 9321 | 0.00 | 9321 |
| | CIALS 18420-7092 | | | |
| 147 | EMERGING MARKETS CORE EQUITY PORTFOLIO (THE PORTFO | 216078 | 0.07 | 216078 |
| | LIO) OF DFA INVESTMENT DIMENSIONS GROUP INC. (DFAI | | | |
| | DG) | | | |
| 148 | BRIGHTHOUSE FUNDS TRUST I - SSGA EMERGING MARKETS | 4764 | 0.00 | 4764 |
| | ENHANCED INDEX PORTFOLIO | | | |
| 149 | SIX CIRCLES INTERNATIONAL UNCONSTRAINED EQUITY FUN | 2914 | 0.00 | 2914 |
| | D | | | |
| 150 | FRANKLIN TEMPLETON ETF TRUST - FRANKLIN FTSE INDIA | 2091 | 0.00 | 2091 |
| | ETF | | | |
| 151 | RAM (LUX) SYSTEMATIC FUNDS - LONG/SHORT EMERGING M | 7 | 0.00 | 7 |
| | ARKETS EQUITIES | | | |
| 152 | SSGA SPDR ETFS EUROPE I PUBLIC LIMITED COMPANY - S | 7396 | 0.00 | 7396 |
| | PDR MSCI EMERGING MARKETS UCITS ETF | | | |
| 153 | PUBLIC SECTOR PENSION INVESTMENT BOARD - PSP INVES | 27718 | 0.01 | 50990 |
| | TMENTS | | | |

| BAJAJ AUTO LIMITED | | | | |
|-----------------------------------|----------------------------------------------------|--------|----------|--------------|
| LIST OF FPC, FII AS ON 31/03/2021 | | | | |
| Sno | Name/Jt1/Jt2 | Shares | % Equity | Total Shares |
| | PUBLIC SECTOR PENSION INVESTMENT BOARD - BLACKROCK | 23272 | 0.01 | |
| | INSTITUTIONAL TRUST COMPANY, N.A. | | | |
| 154 | LGIASUPER | 1080 | 0.00 | 1080 |
| 155 | VERDIPAPIRFONDET STOREBRAND INDEKS NYE MARKEDER | 5266 | 0.00 | 5266 |
| 156 | BARCLAYS MERCHANT BANK (SINGAPORE) LTD. | 85 | 0.00 | 85 |
| 157 | LEGAL & GENERAL GLOBAL EMERGING MARKETS INDEX FUND | 18656 | 0.01 | 18656 |
| 158 | COLONIAL FIRST STATE INVESTMENTS LIMITED AS RESPON | 13256 | 0.00 | 13256 |
| | SIBLE ENTITY FOR COMMONWEALTH EMERGING MARKETS FUN | | | |
| | D 6 | | | |
| 159 | FIDELITY UCITS II ICAV / FIDELITY MSCI EMERGING MA | 437 | 0.00 | 437 |
| | RKETS INDEX FUND | | | |
| 160 | WELLINGTON MANAGEMENT FUNDS (IRELAND) PUBLIC LIMIT | 2747 | 0.00 | 2747 |
| | ED COMPANY - WELLINGTON ASIA EX JAPAN EQUITY FUND | | | |
| 161 | OP-INDIA FUND | 49315 | 0.02 | 49315 |
| 162 | INDIA MOATS FUND | 1800 | 0.00 | 1800 |
| 163 | STATE STREET MSCI ACWI EX USA IMI SCREENED NON-LEN | 2725 | 0.00 | 2725 |
| | DING COMMON TRUST FUND | | | |
| 164 | BMO INVESTMENT FUNDS (UK) ICVC II - BMO ASIA PACIF | 25054 | 0.01 | 25054 |
| | IC EQUITY FUND | | | |
| 165 | NOMURA SINGAPORE LIMITED | 837 | 0.00 | 837 |
| 166 | VERDIPAPIRFONDET KLP AKSJE FREMVOKSENDE MARKEDER F | 10015 | 0.00 | 10015 |
| | LERFAKTOR | | | |
| 167 | EMERGING MARKETS EQUITY SELECT ETF | 1022 | 0.00 | 1022 |
| 168 | RESPONSIBLE EMERGING MARKETS EQUITY ESG FUND, LLC | 921 | 0.00 | 921 |
| 169 | FIDELITY INVESTMENT FUNDS - FIDELITY INDEX EMERGIN | 7158 | 0.00 | 7158 |
| | G MARKETS FUND | | | |
| 170 | MUNICIPAL EMPLOYEES ANNUITY AND BENEFIT FUND OF CH | 3707 | 0.00 | 3707 |
| | ICAGO | | | |
| 171 | GMO MEAN REVERSION FUND (ONSHORE), A SERIES OF GMO | 8478 | 0.00 | 8478 |
| | MASTER PORTFOLIOS (ONSHORE), L.P. | | | |
| 172 | AP7 EQUITY FUND | 136871 | 0.05 | 136871 |
| 173 | FIRST STATE INVESTMENTS ICVC - FIRST STATE INDIAN | 2098 | 0.00 | 2098 |
| | SUBCONTINENT ALL-CAP FUND | | | |
| 174 | FRANKLIN TEMPLETON ETF TRUST - FRANKLIN LIBERTYQ E | 1820 | 0.00 | 1820 |
| | MERGING MARKETS ETF | | | |
| 175 | CREDIT SUISSE (SINGAPORE) LIMITED | 9690 | 0.00 | 9690 |
| 176 | AMERICAN CENTURY ETF TRUST - AVANTIS EMERGING MARK | 1052 | 0.00 | 1052 |
| | ETS EQUITY FUND | | | |
| 177 | CARNEGIE INDIENFOND | 80000 | 0.03 | 80000 |
| 178 | PACS-LIFE FUND | 202149 | 0.07 | 202149 |
| 179 | LAZARD EMERGING MARKETS FUND | 94948 | 0.03 | 94948 |
| 180 | SEB SICAV 1 - SEB EMERGING MARKETS FUND | 18120 | 0.01 | 18120 |
| 181 | THE MASTER TRUST BANK OF JAPAN, LTD. AS TRUSTEE OF | 3266 | 0.00 | 3266 |
| | FUJITSU PENSION FUND MTBJ400030467 | | | |

| BAJAJ AUTO LIMITED | | | | |
|-----------------------------------|---------------------------------------------------------------------------------------------------------------------------------------------------------------|--------|----------|--------------|
| LIST OF FPC, FII AS ON 31/03/2021 | | | | |
| Sno | Name/Jt1/Jt2 | Shares | % Equity | Total Shares |
| 182 | BERESFORD FUNDS PLC | 618 | 0.00 | 618 |
| 183 | NORTHERN EMERGING MARKETS EQUITY INDEX FUND | 19663 | 0.01 | 19663 |
| 184 | NORDEA GENERATIONSFOND 70-TAL | 28044 | 0.01 | 28044 |
| 185 | FLEXSHARES INTERNATIONAL QUALITY DIVIDEND DEFENSIV E INDEX FUND | 10050 | 0.00 | 10050 |
| 186 | SOMERSET GLOBAL EMERGING MARKETS FUND LLC | 201813 | 0.07 | 201813 |
| 187 | MSCI EQUITY INDEX FUND B - INDIA | 255109 | 0.09 | 255109 |
| 188 | THE MASTER TRUST BANK OF JAPAN, LTD. AS TRUSTEE OF MUTB300000069-STOCK | 2095 | 0.00 | 2095 |
| 189 | SEI TRUST COMPANY, AS TRUSTEE ON BEHALF OF HIGHVIS TA SGE EX-US CIT FUND | 17781 | 0.01 | 17781 |
| 190 | MANAGED PENSION FUNDS LIMITED | 61150 | 0.02 | 61150 |
| 191 | STATE STREET RAFI FUNDAMENTALEMERGING MARKETS INDE X NON-LENDING COMMON TRUST FUND | 488 | 0.00 | 488 |
| 192 | UTAH STATE RETIREMENT SYSTEMS | 12870 | 0.00 | 12870 |
| 193 | BLACKROCK CDN MSCI EMERGING MARKETS INDEX FUND | 6698 | 0.00 | 6698 |
| 194 | JAPAN POLICE PERSONNEL MUTUAL AID ASSOCIATION 1846 5-7012 | 2312 | 0.00 | 2312 |
| 195 | THE MASTER TRUST BANK OF JAPAN, LTD. AS TRUSTEE OF TMAM INDIA OWNERS EQUITY MOTHER FUND | 2000 | 0.00 | 2000 |
| 196 | ISHARES MSCI INDIA MAURITIUS COMPANY | 8152 | 0.00 | 8152 |
| 197 | AMP CAPITAL FUNDS MANAGEMENT LIMITED AS RESPONSIBL E ENTITY FOR THE FUTURE DIRECTIONS EMERGING MARKET S SHARE FUND - LAZARD ASSET MANAGEMENT PACIFIC CO | 47459 | 0.02 | 47459 |
| 198 | HSBC ETFS PLC - HSBC ASIA PACIFIC EX JAPAN SUSTAIN ABLE EQUITY UCITS ETF | 119 | 0.00 | 119 |
| 199 | ARIZONA PSPRS TRUST | 6441 | 0.00 | 6441 |
| 200 | JPMORGAN INDIA FUND | 307783 | 0.11 | 307783 |
| 201 | THE BOEING COMPANY EMPLOYEE SAVINGS PLANS MASTER T RUST | 2341 | 0.00 | 2341 |
| 202 | THE MASTER TRUST BANK OF JAPAN, LTD. AS TRUSTEE OF NATIONAL PENSION FUND ASSOCIATION MUTB400037727 | 7838 | 0.00 | 7838 |
| 203 | LAZARD EMERGING MARKETS EQUITY PORTFOLIO | 521020 | 0.18 | 521020 |
| 204 | ISHARES EDGE MSCI MIN VOL GLOBAL ETF | 69680 | 0.02 | 69680 |
| 205 | NATIONAL FEDERATION OF MUTUAL AID ASSOCIATIONS FOR MUNICIPAL PERSONNEL 18464-2107 | 4968 | 0.00 | 4968 |
| 206 | INVESCO INDIA ETF | 13074 | 0.00 | 13074 |
| 207 | TRUST & CUSTODY SERVICES BANK, LTD. AS TRUSTEE FO R DIAM BRICS EQUITY MOTHER FUND | 184 | 0.00 | 184 |
| 208 | ALBERTA TEACHERS RETIREMENT FUND BOARD | 246288 | 0.09 | 246288 |
| 209 | ISHARES IV PUBLIC LIMITED COMPANY- ISHARES MSCI IN DIA UCITS ETF | 73651 | 0.03 | 73651 |
| 210 | VANGUARD MODERATE GROWTH FUND | 752 | 0.00 | 752 |
| 211 | LOMBARD ODIER ASSET MANAGEMENT (SWITZERLAND) SA B/ | 12310 | 0.00 | 12310 |

| BAJAJ AUTO LIMITED | | | | |
|-----------------------------------|----------------------------------------------------|--------|----------|--------------|
| LIST OF FPC, FII AS ON 31/03/2021 | | | | |
| Sno | Name/Jt1/Jt2 | Shares | % Equity | Total Shares |
| | O - SYNERGIE -ACTIONS EMERGING MARKET DFM | | | |
| 212 | DELA DEPOSITARY & ASSET MANAGEMENT B.V. AS RESPONS | 2361 | 0.00 | 2361 |
| | IBLE ENTITY TO DELA EQUITY FUND 5 | | | |
| 213 | ISHARES CORE EMERGING MARKETS MAURITIUS CO | 619480 | 0.21 | 619480 |
| 214 | GUARDIANS OF NEW ZEALAND SUPERANNUATION AS MANAGER | 10672 | 0.00 | 10672 |
| | AND ADMINISTRATOR OF THE NEW ZEALAND SUPERANNUATI | | | |
| | ON FUND, FOR THE NEW ZEALAND SUPERANNUATION FUND | | | |
| 215 | ISHARES INDIA MAURITIUS CO. | 103421 | 0.04 | 103421 |
| 216 | NORDEA 2, SICAV - EMERGING MARKETS SUSTAINABLE ENH | 21665 | 0.01 | 57875 |
| | ANCED EQUITY FUND | | | |
| | NORDEA 2 SICAV -NORDEA 2-EMERGING MARKETS ENHANCED | 36210 | 0.01 | |
| | EQUITY FUND | | | |
| 217 | VERDIPAPIRFONDET DNB GLOBAL EMERGING MARKETS INDEK | 2191 | 0.00 | 2191 |
| | S | | | |
| 218 | CALSTRS MANAGED BY STATE STREET GLOBAL ADVISORS | 19807 | 0.01 | 318227 |
| | CALSTRS MANAGED BY LAZARD ASSET MANAGEMENT LLC | 237765 | 0.08 | |
| | CALIFORNIA STATE TEACHERS RETIREMENT SYSTEM-AQR CA | 60655 | 0.02 | |
| | PITAL MANAGEMENT, LLC | | | |
| 219 | ABERDEEN INVESTMENT FUNDS UK ICVC II - ABERDEEN AS | 4009 | 0.00 | 4009 |
| | IA PACIFIC EX - JAPAN EQUITY TRACKER FUND | | | |
| 220 | JF INDIA EQUITY ACTIVE OPEN MOTHER FUND | 39941 | 0.01 | 39941 |
| 221 | MIRAE ASSET INDIA SECTOR LEADER EQUITY FUND | 25315 | 0.01 | 25315 |
| 222 | ST. JAMES'S PLACE STRATEGIC MANAGED UNIT TRUST MAN | 2348 | 0.00 | 2348 |
| | AGED BY THREADNEEDLE ASSET MANAGEMENT LIMITED | | | |
| 223 | THE MASTER TRUST BANK OF JAPAN, LTD.AS TRUSTEE FOR | 3642 | 0.00 | 3642 |
| | PENSION FUND ASSOCIATION MTBJ400039078 | | | |
| 224 | ISHARES EDGE MSCI EM MINIMUM VOLATILITY UCITS ETF | 23201 | 0.01 | 23201 |
| 225 | QS INVESTORS DBI GLOBAL EMERGING MARKETS EQUITY FU | 2314 | 0.00 | 2314 |
| | ND LP | | | |
| 226 | QIC INTERNATIONAL EQUITIES FUND | 2096 | 0.00 | 2096 |
| 227 | VERDIPAPIRFONDET STOREBRAND INDEKS ALLE MARKEDER | 2354 | 0.00 | 2354 |
| 228 | PUBLIC EMPLOYEES RETIREMENT SYSTEM OF MISSISSIPPI | 87092 | 0.03 | 87092 |
| 229 | GENERAL PENSION AND SOCIAL SECURITY AUTHORITY | 9021 | 0.00 | 9021 |
| 230 | INDEXED EMERGING MARKETS EQUITY FUND | 29542 | 0.01 | 29542 |
| 231 | NEW YORK STATE COMMON RETIREMENT FUND | 134118 | 0.05 | 134118 |
| 232 | COLONIAL FIRST STATE INVESTMENTS LIMITED AS RESPON | 10712 | 0.00 | 10712 |
| | SIBLE ENTITY FOR COMMONWEALTH GLOBAL SHARES FUND 4 | | | |
| 233 | JANUS HENDERSON EMERGING MARKETS MANAGED VOLATILIT | 155 | 0.00 | 155 |
| | Y FUND | | | |
| 234 | JOHN HANCOCK VARIABLE INSURANCE TRUST INTERNATIONA | 2923 | 0.00 | 2923 |
| | L EQUITY INDEX TRUST | | | |
| 235 | SSGA SPDR ETFS EUROPE I PUBLIC LIMITED COMPANY - S | 1089 | 0.00 | 1089 |
| | PDR MSCI ACWI UCITS ETF | | | |
| 236 | MACQUARIE TRUE INDEX EMERGING MARKETS FUND | 5300 | 0.00 | 5300 |

| BAJAJ AUTO LIMITED | | | | |
|-----------------------------------|-------------------------------------------------------------------------------------------------------------------------------------------------------------------------------------------------------------------|---------------------------|----------------------|--------------|
| LIST OF FPC, FII AS ON 31/03/2021 | | | | |
| Sno | Name/Jt1/Jt2 | Shares | % Equity | Total Shares |
| 237 | 1199 SEIU HEALTH CARE EMPLOYEES PENSION FUND | 13358 | 0.00 | 13358 |
| 238 | HSBC COLLECTIVE INVESTMENT TRUST HSBC ASIA PACIFIC EX JAPAN EQUITY VOLATILITY FOCUSED FUND | 27381 | 0.01 | 27381 |
| 239 | JPMORGAN DIVERSIFIED RETURN EMERGING MARKETS EQUIT Y ETF | 9216 | 0.00 | 9216 |
| 240 | CAISSE DE DEPOT ET PLACEMENT DU QUEBEC CAISSE DE DEPOT ET PLACEMENT DU QUEBEC-FIRST STATE INVESTMENTS INTERNATIONAL LIMITED CAISSE DE DEPOT ET PLACEMENT DU QUEBEC- QUANTUM AD VISORS PRIVATE LIMITED | 45178 118298 214687 | 0.02 0.04 0.07 | 378163 |
| 241 | SWISSCANTO (CH) INDEX EQUITY FUND EMERGING MARKETS | 19031 | 0.01 | 19031 |
| 242 | FIDELITY SALEM STREET TRUST FIDELITY FLEX INTERNAT IONAL INDEX FUND | 2290 | 0.00 | 2290 |
| 243 | MULTI-MANAGER ICVC - MULTI-MANAGER INTERNATIONAL E QUITY FUND HEXAM CAPITAL PARTNERS LLP | 37021 | 0.01 | 37021 |
| 244 | LAZARD GLOBAL ACTIVE FUNDS PLC LAZARD EMERGING MAR KETS EQUITY FUND | 38766 | 0.01 | 38766 |
| 245 | THE INCUBATION FUND, LTD. | 1183 | 0.00 | 1183 |
| 246 | OREGON PUBLIC EMPLOYEES RETIREMENT SYSTEM MANAGED THROUGH DIMENSIONAL FUND ADVISORS LP OREGON PUBLIC EMPLOYEES RETIREMENT SYSTEM MANAGED THROUGH 59GZ OREGON STATE TREASURY | 1214 5100 | 0.00 0.00 | 6314 |
| 247 | EMERGING MARKETS SOCIAL CORE EQUITY PORTFOLIO OF D FA INVESTMENT DIMENSIONS GROUP INC. | 11561 | 0.00 | 11561 |
| 248 | HSBC ETFS PLC - HSBC EMERGING MARKET SUSTAINABLE E QUITY UCITS ETF | 265 | 0.00 | 265 |
| 249 | FLEXSHARES MORNINGSTAR EMERGING MARKETS FACTOR TIL T INDEX FUND | 1128 | 0.00 | 1128 |
| 250 | UPS GROUP TRUST | 100000 | 0.03 | 100000 |
| 251 | JAPAN POLICE PERSONNEL MUTUAL AID ASSOCIATION 1846 5-7009 | 2613 | 0.00 | 2613 |
| 252 | VANGUARD FUNDS PUBLIC LIMITED COMPANY - VANGUARD F TSE EMERGING MARKETS UCITS ETF | 27597 | 0.01 | 27597 |
| 253 | ABL GLOBAL EMERGING EQUITY INVESTMENT TRUST | 657 | 0.00 | 657 |
| 254 | SWISSCANTO (LU) EQUITY FUND - SYSTEMATIC RESPONSIB LE EMERGING MARKETS | 14865 | 0.01 | 14865 |
| 255 | ISHARES MSCI EM CONSUMER GROWTH UCITS ETF | 2851 | 0.00 | 2851 |
| 256 | JNL/MELLON EMERGING MARKETS INDEX FUND | 9952 | 0.00 | 9952 |
| 257 | COMMONWEALTH GLOBAL SHARE FUND 30 | 11095 | 0.00 | 11095 |
| 258 | AQR EMERGING EQUITIES COLLECTIVE INVESTMENT FUND | 22707 | 0.01 | 22707 |
| 259 | EB DV NON-SL EMERGING MARKETS STOCK INDEX FUND | 17424 | 0.01 | 17424 |
| 260 | STATE STREET ICAV - STATE STREET EMERGING MARKETS ESG SCREENED INDEX EQUITY FUND | 825 | 0.00 | 825 |
| 261 | PARI WASHINGTON INDIA MASTER FUND, LTD. | 264335 | 0.09 | 264335 |

| BAJAJ AUTO LIMITED | | | | |
|-----------------------------------|-------------------------------------------------------------------------------------------------------------------------------------|------------------|--------------|--------------|
| LIST OF FPC, FII AS ON 31/03/2021 | | | | |
| Sno | Name/Jt1/Jt2 | Shares | % Equity | Total Shares |
| 262 | CHALLENGE FUNDS - CHALLENGE PACIFIC EQUITY FUND | 929 | 0.00 | 929 |
| 263 | HSBC GLOBAL INVESTMENT FUNDS GLOBAL EMERGING MARKE TS MULTI ASSET INCOME | 4244 | 0.00 | 4244 |
| 264 | ALLIANZ GLOBAL INVESTORS GMBH ACTING ON BEHALF OF ALLIANZ VKA FONDS | 2577 | 0.00 | 2577 |
| 265 | HSBC INDIAN EQUITY MOTHER FUND | 159430 | 0.06 | 159430 |
| 266 | KRANESHARES MSCI EMERGING MARKETS EX CHINA INDEX E TF | 560 | 0.00 | 560 |
| 267 | J P MORGAN FUNDS | 247411 | 0.09 | 247411 |
| 268 | SOMERSET EMERGING MARKETS MID CAP FUND | 165252 | 0.06 | 165252 |
| 269 | VANGUARD FTSE ASIA EX JAPAN INDEX ETF | 757 | 0.00 | 757 |
| 270 | FONDS DE COMPENSATION DE LA SECURITE SOCIALE,SICAV -FIS-ACTIONS EMMA INDEXE | 9947 | 0.00 | 9947 |
| 271 | SEB HALLBARHETFOND VARLDEN | 55040 | 0.02 | 55040 |
| 272 | FORSTA AP-FONDEN AS MANAGED BY LEGAL & GENERAL INV ESTMENT MANAGEMENT LTD | 6839 | 0.00 | 6839 |
| 273 | DWS INVESTMENT GMBH ON BEHALF OF DEAM-FONDS SPEZIA L 2 | 5733 | 0.00 | 5733 |
| 274 | SOCIETE GENERALE - ODI SOCIETE GENERALE | 114384 136535 | 0.04 0.05 | 250919 |
| 275 | LAZARD/WILMINGTON COLLECTIVE TRUST | 151850 | 0.05 | 151850 |
| 276 | SEB EMERGING MARKETSFOND | 88153 | 0.03 | 88153 |
| 277 | MACQUARIE MULTI-FACTOR FUND | 5645 | 0.00 | 5645 |
| 278 | DRZ EMERGING MARKETS, LP | 34333 | 0.01 | 34333 |
| 279 | GUIDESTONE FUNDS EMERGING MARKETS EQUITY FUND | 2222 | 0.00 | 2222 |
| 280 | PGGM WORLD EQUITY II B. V. | 46477 | 0.02 | 46477 |
| 281 | GOLDMAN SACHS (SINGAPORE) PTE. - ODI GOLDMAN SACHS (SINGAPORE) PTE | 40719 1264 | 0.01 0.00 | 41983 |
| 282 | BOARD OF PENSIONS OF THE EVANGELICAL LUTHERAN CHUR CH IN AMERICA | 2728 | 0.00 | 2728 |
| 283 | SOMERSET SMALL MID CAP EM ALL COUNTRY FUND LLC | 190880 | 0.07 | 190880 |
| 284 | EASTSPRING INVESTMENTS - ASIAN LOW VOLATILITY EQUI TY FUND | 430100 | 0.15 | 430100 |
| 285 | PENSION FUND ASSOCIATION FOR LOCAL GOVERNMENT OFF ICIALS 18420-7089 | 7614 | 0.00 | 7614 |
| 286 | DIMENSIONAL EMERGING CORE EQUITY MARKET ETF OF DIM ENSIONAL ETF TRUST | 1537 | 0.00 | 1537 |
| 287 | TRUST & CUSTODY SERVICES BANK, LTD. AS TRUSTEE FOR ORGANIZATION FOR SMALL & MEDIUM ENTERPRISES AND R EGIONAL INNOVATION,JAPAN | 2540 | 0.00 | 2540 |
| 288 | MGI FUNDS PLC - MERCER PASSIVE EMERGING MARKETS EQ UITY FUND - IRISH LIFE INVESTMENT MANAGERS LIMITED | 35413 | 0.01 | 35413 |
| 289 | THE MASTER TRUST BANK OF JAPAN, LTD. AS TRUSTEE FO R GOVERNMENT PENSION INVESTMENT FUND MUTB400045795 | 52443 | 0.02 | 52443 |

| BAJAJ AUTO LIMITED | | | | |
|-----------------------------------|-------------------------------------------------------------------------------------------------------------------------------------------------|--------|----------|--------------|
| LIST OF FPC, FII AS ON 31/03/2021 | | | | |
| Sno | Name/Jt1/Jt2 | Shares | % Equity | Total Shares |
| 290 | THE MASTER TRUST BANK OF JAPAN, LTD.AS TRUSTEE FOR FEDERATION OF NATIONAL PUBLIC SERVICE PERSONNEL M UTUAL AID ASSOCIATIONS MTBJ400076151 | 2106 | 0.00 | 2106 |
| 291 | BNY MELLON EMERGING MARKETS EQUITY ETF | 297 | 0.00 | 297 |
| 292 | CI WISDOMTREE EMERGING MARKETS DIVIDEND INDEX ETF | 684 | 0.00 | 684 |
| 293 | FIDELITY SALEM STREET TRUST FIDELITY SAI EMERGING MARKETS INDEX FUND | 31148 | 0.01 | 31148 |
| 294 | UNIVERSAL-INVESTMENT-GESELLSCHAFT MBH ON BEHALF OF UI-FONDS BAV RBI AKTIEN | 4624 | 0.00 | 4624 |
| 295 | MIRAEASSET MAPS SELECT Q EQUITY INVESTMENT TRUST N O.1 | 126 | 0.00 | 126 |
| 296 | EMERGING MARKETS INDEX NON-LENDABLE FUND B | 25409 | 0.01 | 25409 |
| 297 | ALLIANZ GLOBAL INVESTORS GMBH ACTING ON BEHALF OF ALLIANZGI-FONDS DSPT | 4942 | 0.00 | 4942 |
| 298 | EMERGING MARKETS SUSTAINABILITY CORE 1 PORTFOLIO | 7590 | 0.00 | 7590 |
| 299 | EATON VANCE TRUST COMPANY/PARAMETRIC EMERGING MARK ETS EQUITY COMMON TRUST FUND | 2279 | 0.00 | 2279 |
| 300 | IRISH LIFE ASSURANCE PLC | 108228 | 0.04 | 108228 |
| 301 | JAPAN TRUSTEE SERVICES BANK, LTD. STB EMERGING MAR KETS EQUITY INDEX MOTHER FUND | 949 | 0.00 | 949 |
| 302 | TANTALLON INDIA FUND | 16000 | 0.01 | 16000 |
| 303 | STICHTING PENSIOENFONDS PGB | 28354 | 0.01 | 28354 |
| 304 | MGI EMERGING MARKETS EQUITY FUND MGI EMERGING MARKETS EQUITY FUND-DIMENSIONAL FUND ADVISORS LTD. | 32015 | 0.01 | 35351 |
| 305 | SSGA MSCI ACWI EX-USA INDEX NON-LENDING DAILY TRUS T | 376 | 0.00 | 376 |
| 306 | GOLDMAN SACHS INVESTMENTS (MAURITIUS) I LTD | 21760 | 0.01 | 21760 |
| 307 | PUBLIC SCHOOL TEACHERS' PENSION AND RETIREMENT FUN D OF CHICAGO | 6310 | 0.00 | 6310 |
| 308 | GOVERNMENT OF SINGAPORE - E GOVERNMENT OF SINGAPORE | 81012 | 0.03 | 804773 |
| 309 | VERDIPAPIRFONDET KLP AKSJE FREMVOKSENDE MARKEDER I NDEKS I | 15998 | 0.01 | 15998 |
| 310 | NORDEA GENERATIONSFOND 90-TAL | 1913 | 0.00 | 1913 |
| 311 | VANGUARD FUNDS PUBLIC LIMITED COMPANY - VANGUARD F TSE ALL-WORLD UCITS ETF | 12684 | 0.00 | 12684 |
| 312 | FUNDPARTNER SOLUTIONS (SUISSE) SA- TURICUM - AKTIE N - UND IMMOBILIENWERTSCHRIFTEN | 71964 | 0.02 | 71964 |
| 313 | RUSSELL INVESTMENT COMPANY PLC-RUSSELL INVESTMENTS EMERGING MARKETS EQUITY FUND | 60148 | 0.02 | 60148 |
| 314 | SCOTTISH WIDOWS INVESTMENT SOLUTIONS FUNDS ICVC - FUNDAMENTAL LOW VOLATILITY INDEX EMERGING MARKETS EQUITY FUND | 23129 | 0.01 | 23129 |

| BAJAJ AUTO LIMITED | | | | |
|-----------------------------------|-------------------------------------------------------------------------------------------------------------------|---------------|--------------|--------------|
| LIST OF FPC, FII AS ON 31/03/2021 | | | | |
| Sno | Name/Jt1/Jt2 | Shares | % Equity | Total Shares |
| 315 | HANDELSBANKEN GLOBAL INDEX CRITERIA | 7990 | 0.00 | 7990 |
| 316 | WILLIAM BLAIR SYSTEMATIC INTERNATIONAL ALL CAP COR E FUND LLC | 254 | 0.00 | 254 |
| 317 | PENSION FUND ASSOCIATION FOR LOCAL GOVERNMENT OFF ICIALS 18420-7085 | 7657 | 0.00 | 7657 |
| 318 | WASHINGTON STATE INVESTMENT BOARD MANAGED BY STATE STREET GLOBAL ADVISORS GUARANTEED EDUCATION TUIT ION-GET | 1109 | 0.00 | 1109 |
| 319 | STICHTING DEPOSITARY APG EMERGING MARKETS EQUITY P OOL | 463601 | 0.16 | 463601 |
| 320 | FIRST TRUST INDIA NIFTY 50 EQUAL WEIGHT ETF | 1659 | 0.00 | 1659 |
| 321 | SATRIX EMERGING MARKETS EQUITY TRACKER FUND | 738 | 0.00 | 738 |
| 322 | THE MASTER TRUST BANK OF JAPAN, LTD. AS TRUSTEE OF NATIONAL PENSION FUND ASSOCIATION MTBC400034657 | 4569 | 0.00 | 4569 |
| 323 | KAPITALFORENINGEN EMD INVEST, GLOBALE AKTIER / II KAPITALFORENINGEN EMD INVEST, EMERGING MARKETS IND EKS | 843 3109 | 0.00 0.00 | 3952 |
| 324 | INTERFUND EQUITY GLOBAL EMERGING MARKETS | 21610 | 0.01 | 21610 |
| 325 | AMERICAN CENTURY ETF TRUST-AVANTIS EMERGING MARKET S EQUITY ETF | 5739 | 0.00 | 5739 |
| 326 | YUANTA INDIA FUND | 1208 | 0.00 | 1208 |
| 327 | ISHARES CORE TOTAL INTERNATIONAL STOCK MAURITIUS C O | 81607 | 0.03 | 81607 |
| 328 | DFA INTERNATIONAL CORE EQUITY FUND | 4342 | 0.00 | 4342 |
| 329 | PRUDENTIAL RETIREMENT INSURANCE AND ANNUITY COMPAN Y - SEPARATE ACCOUNT SA-EMG | 11958 | 0.00 | 11958 |
| 330 | TFL PENSION FUND | 142668 | 0.05 | 142668 |
| 331 | JAPAN TRUSTEE SERVICES BANK, LTD. SMTB ASIA EQUITY 300 INDEX MOTHER FUND | 71 | 0.00 | 71 |
| 332 | THE PRUDENTIAL INVESTMENT PORTFOLIOS, INC. - PGIM BALANCED FUND | 924 | 0.00 | 924 |
| 333 | EASTSPRING INVESTMENTS INDIA CONSUMER EQUITY OPEN LIMITED | 22488 | 0.01 | 22488 |
| 334 | ROBECO CAPITAL GROWTH FUNDS ROBECO CAPITAL GROWTH FUNDS - ROBECO QI EMERGING C ONSERVATIVE EQUITIES | 3072 53602 | 0.00 0.02 | 56674 |
| 335 | LAZARD ASSET MANAGEMENT LLC, PROPRIETARY ACCOUNT | 453 | 0.00 | 453 |
| 336 | BLACKROCK AQUILA EMERGING MARKETS FUND | 3372 | 0.00 | 3372 |
| 337 | BUMA-UNIVERSAL-FONDS I | 1946 | 0.00 | 1946 |
| 338 | BMO INVESTMENTS II (IRELAND) PUBLIC LIMITED COMPAN Y-BMO LGM ASIAN GROWTH AND INCOME FUND | 666 | 0.00 | 666 |
| 339 | NED'S ISLAND INVESTMENT CORPORATION | 27097 | 0.01 | 27097 |
| 340 | BLACKROCK GLOBAL INDEX FUNDS-ISHARES EMERGING MARK ETS EQUITY INDEX FUND (LU) | 5481 | 0.00 | 5481 |

| BAJAJ AUTO LIMITED | | | | |
|-----------------------------------|----------------------------------------------------|--------|----------|--------------|
| LIST OF FPC, FII AS ON 31/03/2021 | | | | |
| Sno | Name/Jt1/Jt2 | Shares | % Equity | Total Shares |
| 341 | FLORIDA RETIREMENT SYSTEM - ROBECO INSTITUTIONAL A | 12389 | 0.00 | 583311 |
| | SSET MANAGEMENT US | | | |
| | FLORIDA RETIREMENT SYSTEM - SOMERSET CAPITAL MANAG | 532874 | 0.18 | |
| | EMENT LLP | | | |
| | FLORIDA RETIREMENT SYSTEM - ACADIAN ASSET MANAGEME | 29078 | 0.01 | |
| | NT, INC. | | | |
| | FLORIDA RETIREMENT SYSTEM - GRANTHAM, MAYO, VAN OT | 8970 | 0.00 | |
| | TERLOO & CO. LLC (GMO LLC) | | | |
| 342 | FRANKLIN TEMPLETON ETF TRUST - FRANKLIN FTSE ASIA | 342 | 0.00 | 342 |
| | EX JAPAN ETF | | | |
| 343 | UBS FUND MANAGEMENT (SWITZERLAND) AG ON BEHALF OF | 27279 | 0.01 | 27279 |
| | SIHL INSTITUTIONAL FUND - AKTIEN EMERGING MARKETS | | | |
| 344 | SPDR S AND P EMERGING ASIA PACIFIC ETF | 9040 | 0.00 | 9040 |
| 345 | MORNINGSTAR INTERNATIONAL EQUITY FUND A SERIES OF | 13964 | 0.00 | 13964 |
| | MORNINGSTAR FUNDS TRUST | | | |
| 346 | NORTHERN TRUST COLLECTIVE ALL COUNTRY WORLD INDEX | 11444 | 0.00 | 11444 |
| | (ACWI) EX-US FUND - LENDING | | | |
| 347 | ADVANCED SERIES TRUST-AST PRUDENTIAL GROWTH ALLOCA | 11544 | 0.00 | 11544 |
| | TION PORTFOLIO | | | |
| 348 | THE MASTER TRUST BANK OF JAPAN, LTD. AS TRUSTEE FO | 96718 | 0.03 | 96718 |
| | R GOVERNMENT PENSION INVESTMENT FUND MTSJ400045829 | | | |
| 349 | PENSION FUND ASSOCIATION FOR LOCAL GOVERNMENT OFFI | 420 | 0.00 | 420 |
| | CIALS 18580-7008 | | | |
| 350 | POLEN GLOBAL EMERGING MARKETS GROWTH FUND | 6760 | 0.00 | 6760 |
| 351 | VONTOBEL FUND - SMART DATA EQUITY | 13700 | 0.00 | 13700 |
| 352 | NN (L) EMERGING MARKETS HIGH DIVIDEND | 19100 | 0.01 | 30991 |
| | NN (L) EMERGING MARKETS ENHANCED INDEX SUSTAINABLE | 11891 | 0.00 | |
| | EQUITY | | | |
| 353 | ALLIANZ VARIABLE INSURANCE PRODUCTS TRUST | 2257 | 0.00 | 2257 |
| 354 | THE MASTER TRUST BANK OF JAPAN, LTD. AS TRUSTEE FO | 123 | 0.00 | 123 |
| | R NIKKEI ASIA300 I INDEX MOTHER FUND | | | |
| 355 | PUBLIC EMPLOYEES RETIREMENT SYSTEM OF OHIO | 14137 | 0.00 | 14137 |
| 356 | SEI GLOBAL MASTER FUND PLC - THE SEI EMERGING MARK | 13205 | 0.00 | 13205 |
| | ETS EQUITY FUND | | | |
| 357 | THE NOMURA TRUST AND BANKING CO., LTD AS THE TRUST | 5590 | 0.00 | 5590 |
| | EE OF EMERGING EQUITY MOTHER FUND | | | |
| 358 | IPAC ASSET MANAGEMENT LIMITED AS RESPONSIBLE ENTIT | 1484 | 0.00 | 1484 |
| | Y FOR THE IPAC SPECIALIST INVESTMENT STRATEGIES - | | | |
| | INTERNATIONAL SHARE STRATEGY NO.1 - INTECH INVESTM | | | |
| 359 | STATE OF WISCONSIN INVESTMENT BOARD - ACADIANEMERG | 12213 | 0.00 | 12213 |
| | ING EQUITY | | | |
| 360 | JOHN HANCOCK FUNDS II EMERGING MARKETS FUND | 1827 | 0.00 | 1827 |
| 361 | THE MASTER TRUST BANK OF JAPAN, LTD. AS TRUSTEE OF | 15873 | 0.01 | 15873 |
| | MUAM EMERGING EQUITY INDEX MOTHER FUND | | | |

| BAJAJ AUTO LIMITED | | | | |
|-----------------------------------|----------------------------------------------------|--------|----------|--------------|
| LIST OF FPC, FII AS ON 31/03/2021 | | | | |
| Sno | Name/Jt1/Jt2 | Shares | % Equity | Total Shares |
| 362 | LEGAL & GENERAL FUTURE WORLD CLIMATE CHANGE EQUITY | 694 | 0.00 | 694 |
| | FACTORS INDEX FUND | | | |
| 363 | AQR EMERGING EQUITIES FUND, L.P. | 53669 | 0.02 | 53669 |
| 364 | LEGAL AND GENERAL ASSURANCE SOCIETY LIMITED | 1056 | 0.00 | 1056 |
| 365 | FRANKLIN LIBERTYSHARES ICAV - FRANKLIN LIBERTYQ A | 475 | 0.00 | 475 |
| | C ASIA EX JAPAN UCITS ETF | | | |
| 366 | GREAT-WEST EMERGING MARKETS EQUITY FUND | 17794 | 0.01 | 17794 |
| 367 | CARE SUPER PTY LTD AS TRUSTEE FOR CARE SUPER | 15634 | 0.01 | 15634 |
| 368 | STATE STREET EMERGING MARKETS ENHANCED NON-LENDING | 13185 | 0.00 | 13185 |
| | COMMON TRUST FUND | | | |
| 369 | SPP EMERGING MARKETS PLUS | 22485 | 0.01 | 22485 |
| 370 | BCT POOLED INVESTMENT FUND SERIES - SMART ASIAN EQ | 2133 | 0.00 | 2133 |
| | UITY FUND | | | |
| 371 | FEDERATED GLOBAL ALLOCATION FUND | 1869 | 0.00 | 1869 |
| 372 | CREDIT SUISSE INDEX FUND LUX CSIF LUX EQUITY EMERG | 7626 | 0.00 | 10075 |
| | ING MARKETS | | | |
| | CREDIT SUISSE INDEX FUND LUX CSIF LUX EQUITY EMERG | 2449 | 0.00 | |
| | ING MARKETS MINIMUM VOLATILITY | | | |
| 373 | PRAMERICA SICAV - EMERGING MARKETS EQUITY | 4224 | 0.00 | 4224 |
| 374 | WM POOL - EQUITIES TRUST NO. 75 | 3561 | 0.00 | 3561 |
| 375 | SEI INSTITUTIONAL INVESTMENTS TRUST - EMERGING MAR | 29346 | 0.01 | 29346 |
| | KETS EQUITY FUND MANAGED BY KLEINWORT BENSON INVES | | | |
| | TORS INTERNATIONAL LTD | | | |
| 376 | ISHARES EMERGING MARKETS INDEX MAURITIUS CO | 257504 | 0.09 | 257504 |
| 377 | SKELLIG DST EMERGING MARKET ESG FUND | 4413 | 0.00 | 4413 |
| 378 | CITIGROUP GLOBAL MARKETS MAURITIUS PRIVATE LIMITED | 51963 | 0.02 | 51963 |
| | - ODI | | | |
| 379 | QMA EMERGING MARKETS CORE EQUITY FUND OF THE PRUDE | 6250 | 0.00 | 6250 |
| | NTIAL TRUST COMPANY COLLECTIVE TRUST | | | |
| 380 | LOMBARD ODIER ASSET MANAGEMENT (SWITZERLAND) SA B/ | 3937 | 0.00 | 3937 |
| | O SYNERGIE ACTIONS MARCHES EMERGENTS - PASSIF | | | |
| 381 | STICHTING PENSIOENFONDS ING | 5837 | 0.00 | 5837 |
| 382 | FIRST STATE INDIAN SUBCONTINENT FUND | 133160 | 0.05 | 133160 |
| 383 | GLOBAL EMERGING MARKETS ESG FUND - RESPONSIBLE EME | 1984 | 0.00 | 1984 |
| | RGING MARKETS EQUITY SCREENED ESG FUND | | | |
| 384 | HSBC GLOBAL INVESTMENT FUNDS - INDIAN EQUITY | 329646 | 0.11 | 329646 |
| 385 | SUPERANNUATION ARRANGEMENTS OF THE UNIVERSITY OF L | 104913 | 0.04 | 104913 |
| | ONDON | | | |
| 386 | DOVETAIL INDIA FUND CLASS 5 SHARES | 5000 | 0.00 | 5000 |
| 387 | TRUST & CUSTODY SERVICES BANK, LTD. AS TRUSTEE FOR | 76996 | 0.03 | 77219 |
| | MIZUHO TRUST & BANKING CO., LTD. AS TRUSTEE FOR P | | | |
| | ENSION FUND ASSOCIATION-05120768 | | | |
| | TRUST & CUSTODY SERVICES BANK, LTD. AS TRUSTEE FOR | 223 | 0.00 | |
| | MIZUHO TRUST & BANKING CO., LTD. AS TRUSTEE FOR P | | | |

| BAJAJ AUTO LIMITED | | | | |
|-----------------------------------|----------------------------------------------------|--------|----------|--------------|
| LIST OF FPC, FII AS ON 31/03/2021 | | | | |
| Sno | Name/Jt1/Jt2 | Shares | % Equity | Total Shares |
| | ENSION FUND ASSOCIATION-15352 | | | |
| 388 | INTERNATIONAL MONETARY FUND - MANAGER A | 18286 | 0.01 | 18286 |
| 389 | ZENT INTERNATIONAL LIMITED | 1000 | 0.00 | 1000 |
| 390 | UNITED SUPER PTY LTD AS TRUSTEE FOR CONSTRUCTION A | 139895 | 0.05 | 139895 |
| | ND BUILDING UNIONS SUPERANNUATION FUND | | | |
| 391 | USAA MUTUAL FUNDS TRUST, EMERGING MARKETS FUND | 52486 | 0.02 | 52486 |
| 392 | VANGUARD FTSE ASIA EX JAPAN HIGH DIVIDEND YIELD IN | 954 | 0.00 | 954 |
| | DEX ETF | | | |
| 393 | AXA IM SUSTAINABLE EQUITY FUND | 8593 | 0.00 | 8593 |
| 394 | GMAM INVESTMENT FUNDS TRUST | 20799 | 0.01 | 20799 |
| 395 | POLICE AND FIRE RETIREMENT SYSTEM OF THE CITYOF DE | 5630 | 0.00 | 5630 |
| | TROIT | | | |
| 396 | THE MASTER TRUST BANK OF JAPAN, LTD. AS TRUSTEE FO | 199323 | 0.07 | 199323 |
| | R GOVERNMENT PENSION INVESTMENT FUND MUTB400045794 | | | |
| 397 | THE MASTER TRUST BANK OF JAPAN, LTD. AS TRUSTEE OF | 5474 | 0.00 | 5474 |
| | THE PROMOTION AND MUTUAL AID CORPORATION FOR PRIV | | | |
| | ATE SCHOOLS OF JAPAN MUTB400021536 | | | |
| 398 | VICTORYSHARES EMERGING MARKET HIGH DIV VOLATILITY | 3672 | 0.00 | 3672 |
| | WTD ETF | | | |
| 399 | PENSION FUND ASSOCIATION FOR LOCAL GOVERNMENT OFFI | 1434 | 0.00 | 1434 |
| | CIALS 18420-7015 | | | |
| 400 | ALLIANZGI EMERGING MARKETS OPPORTUNITIES FUND | 25911 | 0.01 | 25911 |
| 401 | XTRACKERS(IE) PLC- XTRACKERS MSCI EMERGING MARKETS | 46137 | 0.02 | 46137 |
| | UCITS ETF | | | |
| 402 | STATE STREET GLOBAL ADVISORS LUXEMBOURG SICAV-STAT | 16016 | 0.01 | 16016 |
| | E STREET ENHANCED EMERGING MARKETS EQUITY FUND | | | |
| 403 | SEDCO CAPITAL GLOBAL FUNDS - SC GLOBAL EMERGING MA | 2502 | 0.00 | 2502 |
| | RKET EQUITIES PASSIVE FUND | | | |
| 404 | PGGM WORLD EQUITY B. V. | 150218 | 0.05 | 150218 |
| 405 | FIDEURAM FUND EQUITY GLOBAL EMERGING MARKETS | 1256 | 0.00 | 1256 |
| 406 | ISHARES MSCI EM ASIA UCITS ETF | 14416 | 0.00 | 14416 |
| 407 | JAPAN POLICE PERSONNEL MUTUAL AID ASSOCIATION 1846 | 2605 | 0.00 | 2605 |
| | 5-7010 | | | |
| 408 | REASSURE LIMITED | 2034 | 0.00 | 2034 |
| 409 | STICHTING PENSIOENFONDS METAAL EN TECHNIEK - RE UB | 116843 | 0.04 | 116843 |
| | S | | | |
| 410 | JAPAN POLICE PERSONNEL MUTUAL AID ASSOCIATION 1846 | 2174 | 0.00 | 2174 |
| | 5-7011 | | | |
| 411 | WISDOMTREE INDIA INVESTMENT PORTFOLIO, INC. | 149245 | 0.05 | 149245 |
| 412 | CITY OF LOS ANGELES FIRE AND POLICE PENSION PLAN | 6023 | 0.00 | 6023 |
| 413 | MERCER QIF FUND PLC- MERCER INVESTMENT FUND 1 | 11489 | 0.00 | 21840 |
| | MERCER QIF FUND PLC - MERCER INVESTMENT FUND 1 - R | 10351 | 0.00 | |
| | OBECO INSTITUTIONAL ASSET MANAGEMENT B.V. | | | |
| 414 | UNI-GLOBAL - CROSS ASSET NAVIGATOR | 5537 | 0.00 | 5537 |

| BAJAJ AUTO LIMITED | | | | |
|-----------------------------------|------------------------------------------------------------------------------------------------------------------------------------------------------------------------------------------------------------------------------------------------------------------------------------------------------------|-----------------------------------------------------------|------------------------------------------------------|--------------|
| LIST OF FPC, FII AS ON 31/03/2021 | | | | |
| Sno | Name/Jt1/Jt2 | Shares | % Equity | Total Shares |
| 415 | ST. JAMES'S PLACE BALANCED MANAGED UNIT TRUST MANA GED BY GRANTHAM, MAYO, VAN OTTERLOO & CO. LLC | 65479 | 0.02 | 65479 |
| 416 | TRUST & CUSTODY SERVICES BANK, LTD. AS TRUSTEE FOR MIZUHO TRUST & BANKING CO., LTD./ PENSION INVESTM ENT FUND TRUST NUMBER 31 | 845 | 0.00 | 845 |
| 417 | AVIVA INVESTORS - GLOBAL EMERGING MARKETS INDEX FU ND | 21032 | 0.01 | 21032 |
| 418 | ALLIANZ GLOBAL INVESTORS FUND - ALLIANZ EMERGING M ARKETS EQUITY OPPORTUNITIES | 23912 | 0.01 | 23912 |
| 419 | ABU DHABI INVESTMENT AUTHORITY - LGLINV ABU DHABI INVESTMENT AUTHORITY - BEACON ABU DHABI INVESTMENT AUTHORITY - BGO-EM ABU DHABI INVESTMENT AUTHORITY - GULAB ABU DHABI INVESTMENT AUTHORITY - MONSOON ABU DHABI INVESTMENT AUTHORITY - PEACOCK ABU DHABI INVESTMENT AUTHORITY - RELVAL | 75000 5992 38949 18072 75267 7509 18660 | 0.03 0.00 0.01 0.01 0.03 0.00 0.01 | 239449 |
| 420 | EBK-AKTIE-UNIVERSAL-FONDS | 5642 | 0.00 | 5642 |
| 421 | ACADIAN EMERGING MARKETS EQUITY UCITS | 12491 | 0.00 | 12491 |
| 422 | EMPLOYEES RETIREMENT FUND OF THE CITY OF DALLAS | 367 | 0.00 | 367 |
| 423 | AMUNDI INDEX SOLUTIONS - AMUNDI MSCI EMERGING ESG UNIVERSAL SELECT | 2787 | 0.00 | 2787 |
| 424 | COUNTY EMPLOYEES AND OFFICERS ANNUITY AND BENEFIT FUND OF COOK COUNTY - STATESTREET GLOBAL ADVISORS | 26236 | 0.01 | 26236 |
| 425 | SEI TRUST COMPANY, AS TRUSTEE ON BEHALF OF THE ALL IANZGI EMERGING MARKETS CONSUMER CIT | 10742 | 0.00 | 10742 |
| 426 | SUNSUPER SUPERANNUATION FUND | 22330 | 0.01 | 22330 |
| 427 | ISHARES ESG ADVANCED MSCI EM ETF | 297 | 0.00 | 297 |
| 428 | SUMITOMO MITSUI TRUST BANK, LIMITED (AS TRUSTEE FO R SUMITOMO MITSUI TRUST PENSION COMMINGLE FUND E06 J00961-0061 | 4096 | 0.00 | 4096 |
| 429 | EATON VANCE INTERNATIONAL (IRELAND) PARAMETRIC EME RGING MARKETS FUND, A SUB-FUND OF EATON VANCE INTE RNATIONAL (IRELAND) FUNDS PLC | 2790 | 0.00 | 2790 |
| 430 | STICHTING PENSIOENFONDS SABIC | 17254 | 0.01 | 17254 |
| 431 | OMERS ADMINISTRATION CORPORATION - OAC CUSTODY ACC OUNT (SCV6) | 29550 | 0.01 | 29550 |
| 432 | PLATO INSTITUTIONAL INDEX FUND | 12282 | 0.00 | 12282 |
| 433 | INVESCO INDIA ALL-CAP EQUITY FUND | 5700 | 0.00 | 5700 |
| 434 | HSBC INDIAN EQUITY FUND | 3643 | 0.00 | 3643 |
| 435 | LAZARD EMERGING MARKETS EQUITY FUND | 21382 | 0.01 | 21382 |
| 436 | ROBECO QI INSTITUTIONAL EMERGING MARKETS ENHANCED INDEX EQUITIES FUND | 24800 | 0.01 | 24800 |
| 437 | FRANKLIN LIBERTYSHARES ICAV - FRANKLIN LIBERTYQ EM EMERGING MARKETS UCITS ETF | 3240 | 0.00 | 3240 |

| BAJAJ AUTO LIMITED | | | | |
|-----------------------------------|----------------------------------------------------------------------------------------------------------------------------------------------------------------|--------|----------|--------------|
| LIST OF FPC, FII AS ON 31/03/2021 | | | | |
| Sno | Name/Jt1/Jt2 | Shares | % Equity | Total Shares |
| 438 | THE MASTER TRUST BANK OF JAPAN, LTD. AS TRUSTEE OF NATIONAL PENSION FUND ASSOCIATION MTBJ400030133 | 2416 | 0.00 | 2416 |
| 439 | WISDOMTREE EMERGING MARKETS DIVIDEND FUND | 1981 | 0.00 | 1981 |
| 440 | ISHARES CORE MSCI EM IMI UCITS ETF | 152522 | 0.05 | 152522 |
| 441 | MACKENZIE MAXIMUM DIVERSIFICATION EMERGING MARKETS INDEX ETF | 1301 | 0.00 | 1301 |
| 442 | VANGUARD INVESTMENT SERIES PLC - VANGUARD ESG EMER GING MARKETS ALL CAP EQUITY INDEX FUND | 983 | 0.00 | 983 |
| 443 | STICHTING BEDRIJFSTAKPENSIOENFONDS VOOR HET SCHILD ERS-,AFWERKINGS-EN GLASZETBEDRIJF | 42901 | 0.01 | 42901 |
| 444 | MIRAE ASSET INDIA SECTOR LEADER EQUITY MASTERINVES TMENT TRUST NO.2 | 1277 | 0.00 | 1277 |
| 445 | ZURICH NON- LIFE UMBRELLA FUND - VERMOGEN GI ZCH A KTIE PLUS | 1322 | 0.00 | 1322 |
| 446 | STATE STREET IRELAND UNIT TRUST STATE STREET IUT E MERGING MARKET EQUITY INDEX FUND | 4398 | 0.00 | 4398 |
| 447 | HSBC INDEX TRACKER INVESTMENTS FUNDS FTSE ALL-WORL D INDEX FUND | 4766 | 0.00 | 4766 |
| 448 | POLEN CAPITAL INVESTMENT FUNDS PLC - POLEN CAPITA L GLOBAL EMERGING MARKETS GROWTH FUND | 940 | 0.00 | 940 |
| 449 | KOTAK INDIA CONSUMPTION FUND LTD | 848 | 0.00 | 848 |
| 450 | LANSFORSAKRINGAR TILLVAXTMARKNAD INDEXNARA | 15196 | 0.01 | 15196 |
| 451 | PICTET CH INSTITUTIONAL- EMERGING MARKETS TRACKER | 29557 | 0.01 | 29557 |
| 452 | JPMORGAN CHASE RETIREMENT PLAN | 10757 | 0.00 | 10757 |
| 453 | SEB STIFTELSEFOND UTLAND | 4995 | 0.00 | 4995 |
| 454 | RAM (LUX) SYSTEMATIC FUNDS - EMERGING MARKETS EQUI TIES | 14339 | 0.00 | 14339 |
| 455 | ABU DHABI RETIREMENT PENSIONS & BENEFITS FUND | 35578 | 0.01 | 35578 |
| 456 | RUSSELL INVESTMENT MANAGEMENT LTD AS THE TRUSTEE O F THE RUSSELL INVESTMENTS MULTI- ASSET FACTOR EXPO SURE FUND MANAGED BY RUSSELL INVESTMENTS IMPLEMENT | 2870 | 0.00 | 2870 |
| 457 | PGIM FUNDS PLC - PGIM QMA EMERGING MARKETS ALL CAP EQUITY FUND | 4939 | 0.00 | 4939 |
| 458 | UNITED INCOME FOCUS TRUST | 4184 | 0.00 | 4184 |
| 459 | PENSION FUND ASSOCIATION FOR LOCAL GOVERNMENT OFF ICIALS 18420-7086 | 7657 | 0.00 | 7657 |
| 460 | MANAGED PENSION FUNDS LIMITED - FUNDAMENTAL INDEX GLOBAL EQUITY SUB-FUND | 3464 | 0.00 | 3464 |
| 461 | EG SHARES INDIA CONSUMER MAURITIUS | 56274 | 0.02 | 56274 |
| 462 | LACM EMII, L.P. | 32394 | 0.01 | 32394 |
| 463 | HSBC CHINA AND INDIA EQUITY FREESTYLE FUND | 10000 | 0.00 | 10000 |
| 464 | POOL REINSURANCE COMPANY LIMITED | 430 | 0.00 | 430 |
| 465 | GLOBAL EMERGING MARKETS ESG FUND - RESPONSIBLE EME RGING MARKETS EQUITY ESG FUND | 799 | 0.00 | 799 |

| BAJAJ AUTO LIMITED | | | | |
|-----------------------------------|----------------------------------------------------|--------|----------|--------------|
| LIST OF FPC, FII AS ON 31/03/2021 | | | | |
| Sno | Name/Jt1/Jt2 | Shares | % Equity | Total Shares |
| 466 | THE DAI-ICHI LIFE INSURANCE COMPANY, LIMITED | 6400 | 0.00 | 6400 |
| 467 | ISHARES EMERGING MARKETS IMI EQUITY INDEX FUND | 8846 | 0.00 | 8846 |
| 468 | GAM INVESTMENT MANAGEMENT (SWITZERLAND) AG FOR ZUR | 6113 | 0.00 | 6113 |
| | ICH INVESTINSTITUTIONAL FUNDS - ZIF AKTIEN EMERGIN | | | |
| | G MARKETS PASSIV | | | |
| 469 | UBS ASSET MANAGEMENT LIFE LTD | 7867 | 0.00 | 7867 |
| 470 | ISHARES CORE MSCI ASIA EX JAPAN ETF | 22746 | 0.01 | 22746 |
| 471 | VANGUARD ASIA EX JAPAN SHARES INDEX FUND | 2577 | 0.00 | 2577 |
| 472 | ROBECO QI CUSTOMIZED EMERGING MARKETS ENHANCED IND | 21636 | 0.01 | 21636 |
| | EX EQUITIES FUND | | | |
| 473 | THRIVENT CORE EMERGING MARKETS EQUITY FUND | 88950 | 0.03 | 88950 |
| 474 | ING EMERGING MARKETS INDEX PORTFOLIO | 7137 | 0.00 | 7137 |
| 475 | SWISSCANTO (CH) INDEX FUND V - SWISSCANTO (CH) IND | 6623 | 0.00 | 6623 |
| | EX EQUITY FUND EMERGING MARKETS ESG | | | |
| 476 | MN SERVICES AANDELENFONDS EMERGING MARKETS - RE UB | 2060 | 0.00 | 2060 |
| | S | | | |
| 477 | DESJARDINS RI GLOBAL MULTIFACTOR-FOSSIL FUEL RESER | 38 | 0.00 | 38 |
| | VES FREE ETF | | | |
| 478 | ANDRA AP-FONDEN | 313488 | 0.11 | 313488 |
| 479 | VANGUARD ESG INTERNATIONAL STOCK ETF | 5693 | 0.00 | 5693 |
| 480 | INVESTERINGSFORENINGEN NORDEA INVEST EMERGING MARK | 4087 | 0.00 | 4087 |
| | ETS ENHANCED KL | | | |
| 481 | DIMENSIONAL FUNDS PLC - MULTI-FACTOR EQUITY FUND | 1676 | 0.00 | 1676 |
| 482 | ALLIANZ GLOBAL INVESTORS GMBH ACTING ON BEHALF OF | 14540 | 0.01 | 14540 |
| | ALLIANZ VGL FONDS | | | |
| 483 | PENSION FUND ASSOCIATION FOR LOCAL GOVERNMENT OFFI | 223 | 0.00 | 223 |
| | CIALS 18580-7007 | | | |
| 484 | BLACKROCK COLLECTIVE INVESTMENT FUNDS - ISHARES EM | 45384 | 0.02 | 45384 |
| | ERGING MARKETS EQUITY INDEX FUND (UK) | | | |
| 485 | COMMONWEALTH GLOBAL SHARE FUND 28 | 26146 | 0.01 | 26146 |
| 486 | WELLS FARGO FACTOR ENHANCED EMERGING MARKETS EQUIT | 526 | 0.00 | 526 |
| | Y PORTFOLIO | | | |
| 487 | INTEGRATED CORE STRATEGIES ASIA PTE LTD | 4353 | 0.00 | 4353 |
| 488 | GOVERNMENT EMPLOYEES SUPERANNUATION BOARD | 2366 | 0.00 | 2366 |
| 489 | THE MASTER TRUST BANK OF JAPAN, LTD. AS TRUSTEE OF | 269 | 0.00 | 269 |
| | NISSAY EMERGING MARKETS EQUITY INDEX MOTHER FUND | | | |
| 490 | WELLS FARGO BANK DECLARATION OF TRUST ESTABLISHING | 3376 | 0.00 | 3376 |
| | INVESTMENT FUNDS FOR EMPLOYEE BENEFIT TRUSTS -WEL | | | |
| | LS FARGO FACTOR ENHANCED EMERGING MARKETS INDEX CI | | | |
| 491 | SEB FUND 2 SEB ASIA EX. JAPAN FUND | 2854 | 0.00 | 2854 |
| 492 | AMUNDI INDEX SOLUTIONS - AMUNDI INDEX MSCI EMERGIN | 56493 | 0.02 | 56493 |
| | G MARKETS | | | |
| 493 | ING EMERGING MARKETS EQUITY FUND | 7457 | 0.00 | 7457 |
| 494 | VANGUARD TOTAL WORLD STOCK INDEX FUND | 29183 | 0.01 | 29183 |

| BAJAJ AUTO LIMITED | | | | |
|-----------------------------------|------------------------------------------------------------------------------------------------------------------------------------|--------|----------|--------------|
| LIST OF FPC, FII AS ON 31/03/2021 | | | | |
| Sno | Name/Jt1/Jt2 | Shares | % Equity | Total Shares |
| 495 | STICHTING BEDRIJFSTAKPENSIOENFONDS VOOR DE DETAILH ANDEL | 14436 | 0.00 | 14436 |
| 496 | NN PARAPLUFONDS 1 N.V. | 23822 | 0.01 | 23822 |
| 497 | SCHWAB EMERGING MARKETS EQUITY ETF | 92232 | 0.03 | 92232 |
| 498 | GOVERNMENT OF THE PROVINCE OF ALBERTA MANAGED BY T HE ALBERTA INVESTMENT MANAGEMENT CORPORATION | 24800 | 0.01 | 24800 |
| 499 | VANGUARD FUNDS PLC / VANGUARD ESG GLOBAL ALL CAP U CITS ETF | 40 | 0.00 | 40 |
| 500 | LEGAL AND GENERAL ASSURANCE (PENSION MANAGEMENT) L IMITED | 203299 | 0.07 | 203299 |
| 501 | NORDEA GENERATIONSFOND 60-TAL | 24894 | 0.01 | 24894 |
| 502 | VIRGINIA RETIREMENT SYSTEM MANAGED BY ACADIANASSET MANAGEMENT VIRGINIA RETIREMENT SYSTEM | 36404 | 0.01 | 74800 |
| 503 | VANGUARD INVESTMENTS FUNDS ICVC-VANGUARD FTSE GLOB AL ALL CAP INDEX FUND | 1193 | 0.00 | 1193 |
| 504 | NORTHERN TRUST COMMON ALL COUNTRY WORLD EX-US INVE STABLE MARKET INDEX FUND-NON LENDING | 1821 | 0.00 | 1821 |
| 505 | ABERDEEN INVESTMENT FUNDS ICVC III - ABERDEEN GLOB AL EMERGING MARKETS QUANTITATIVE EQUITY FUND | 10562 | 0.00 | 10562 |
| 506 | EQ ADVISORS TRUST - EQ/LAZARD EMERGING MARKETS EQU ITY PORTFOLIO | 55013 | 0.02 | 55013 |
| 507 | LGT SELECT FUNDS - LGT SELECT EQUITY EMERGING MARK ETS | 1117 | 0.00 | 1117 |
| 508 | XTRACKERS MSCI ALL WORLD EX US HIGH DIVIDEND YIELD EQUITY ETF | 308 | 0.00 | 308 |
| 509 | DFA INTERNATIONAL VECTOR EQUITY FUND | 2240 | 0.00 | 2240 |
| 510 | TRUST & CUSTODY SERVICES BANK, LTD. AS TRUSTEE FOR EMERGING MARKETS EQUITY INCOME PLUS MOTHER FUND | 1607 | 0.00 | 1607 |
| 511 | ALCHEMY INDIA LONG TERM FUND LIMITED | 45000 | 0.02 | 45000 |
| 512 | TARA EMERGING ASIA LIQUID FUND | 1142 | 0.00 | 1142 |
| 513 | UBS ETF-MSCI EMERGING MARKETS UCITS ETF | 40411 | 0.01 | 40411 |
| 514 | ST. JAMES'S PLACE GLOBAL EMERGING MARKETS UNIT TRU ST MANAGED BY HENDERSON GLOBAL INVESTORS LIMITED | 755042 | 0.26 | 755042 |
| 515 | MOUNTAIN PACIFIC FUTURE WORLD FUNDS LLC EMERGING M ARKETS EQUITY FUND | 4000 | 0.00 | 4000 |
| 516 | STICHTING JURIDISCH EIGENAAR ACTIAM BELEGGINGSFOND SEN - ON BEHALF OF ACTIAM RESPONSIBLE INDEX FUND E QUITY EMERGING MARKETS | 16702 | 0.01 | 16702 |
| 517 | MI SOMERSET GLOBAL EMERGING MARKETS SCREENED FUND | 38347 | 0.01 | 38347 |
| 518 | COLUMBIA INDIA CONSUMER ETF | 33549 | 0.01 | 33549 |
| 519 | DAUPHINE MAURITIUS INVESTMENT LIMITED | 3500 | 0.00 | 3500 |
| 520 | HORIZON ACCESS INDIA FUND | 3419 | 0.00 | 3419 |
| 521 | THE MASTER TRUST BANK OF JAPAN, LTD. AS TRUSTEE OF | 4393 | 0.00 | 4393 |

Annexure 2

| BAJAJ AUTO LIMITED | | | | |
|-----------------------------------|----------------------------------------------------|--------|----------|--------------|
| LIST OF FPC, FII AS ON 31/03/2021 | | | | |
| Sno | Name/Jt1/Jt2 | Shares | % Equity | Total Shares |
| | NATIONAL PENSION FUND ASSOCIATION MTBC400036043 | | | |
| 522 | MSCI ACWI MINIMUM VOLATILITY INDEX FUND B | 10941 | 0.00 | 10941 |
| 523 | LACM EMERGING MARKETS FUND L.P. | 34986 | 0.01 | 34986 |
| 524 | BOC PRUDENTIAL ASIA EQUITY FUND | 27716 | 0.01 | 27716 |
| 525 | VARIABLE INSURANCE PRODUCTS FUND II INTERNATIONAL | 1531 | 0.00 | 1531 |
| | INDEX PORTFOLIO | | | |
| 526 | KAPITALFORENINGEN LAEGERNES INVEST, KLI AKTIER EME | 1805 | 0.00 | 1805 |
| | RGING MARKETS INDEKS | | | |
| 527 | MANULIFE MULTIFACTOR EMERGING MARKETS INDEX ETF | 3208 | 0.00 | 3208 |
| 528 | TRUST & CUSTODY SERVICES BANK, LTD. AS TRUSTEE FO | 4388 | 0.00 | 4388 |
| | R EMERGING EQUITY PASSIVE MOTHER FUND | | | |
| 529 | LEGG MASON GLOBAL FUNDS PLC - LEGG MASON QS EMERGI | 28 | 0.00 | 28 |
| | NG MARKETS EQUITY FUND | | | |
| 530 | INVESTERINGSFORENINGEN PROCAPTURE GLOBAL AC INDEX | 955 | 0.00 | 955 |
| | FUND - ACCUMULATING KL | | | |
| 531 | PORT LOUIS FUND LTD | 1000 | 0.00 | 1000 |
| 532 | PICTET - QUEST EMERGING SUSTAINABLE EQUITIES | 10717 | 0.00 | 10717 |
| 533 | ISHARES EMERGING MARKETS MINIMUM VOLATILITY MAURIT | 199672 | 0.07 | 199672 |
| | IUS CO | | | |
| 534 | JAPAN MUTUAL AID ASSOCIATION OF PUBLIC SCHOOL TEAC | 4183 | 0.00 | 4183 |
| | HERS 10512-7001 | | | |
| 535 | VALIDA AKTIEN EMERGINGMARKETS 1 | 2940 | 0.00 | 2940 |
| 536 | LEGAL & GENERAL EMERGING MARKET COLLECTIVE INVESTM | 14960 | 0.01 | 14960 |
| | ENT TRUST FUND | | | |
| 537 | AL MEHWAR COMMERCIAL INVESTMENTS LLC - (JOHO) | 210598 | 0.07 | 210598 |
| 538 | KAPITALFORENINGEN SAMPENSION INVEST, GEM ENHANCED | 42749 | 0.01 | 42749 |
| 539 | JAPAN MUTUAL AID ASSOCIATION OF PUBLIC SCHOOL TEAC | 3726 | 0.00 | 3726 |
| | HERS 10512-7002 | | | |
| 540 | PENSION FUND ASSOCIATION FOR LOCAL GOVERNMENT OFFI | 7510 | 0.00 | 7510 |
| | CIALS 18420-7090 | | | |
| 541 | BMO MSCI EMERGING MARKETS INDEX ETF | 12400 | 0.00 | 12400 |
| 542 | INDIA CONSUMPTION FUND | 18000 | 0.01 | 18000 |
| 543 | DPAM EQUITIES L EMERGING MSCI INDEX | 5900 | 0.00 | 5900 |
| 544 | VANGUARD FTSE ALL-WORLD EX-US INDEX FUND, A SERIES | 154179 | 0.05 | 154179 |
| | OF VANGUARD INTERNATIONAL EQUITY INDEX FUNDS | | | |
| 545 | CONSULTING GROUP CAPITAL MARKETS FUNDS - EMERGING | 16111 | 0.01 | 16111 |
| | MARKETS EQUITY FUND | | | |
| 546 | ISHARES MSCI EM ISLAMIC UCITS ETF | 2343 | 0.00 | 2343 |
| 547 | HSBC MANAGED GROWTH FUND | 1025 | 0.00 | 1025 |
| 548 | ISHARES BSE SENSEX MAURITIUS COMPANY | 17557 | 0.01 | 17557 |
| 549 | J O HAMBRO CAPITAL MANAGEMENT UMBRELLA FUND PLC J | 84324 | 0.03 | 84324 |
| | O HAMBRO CAPITAL MANAGEMENT ASIA EX JAPAN FUND | | | |
| 550 | BEWAARSTICHTING NNIP I - NN OPKOMENDE MARKTEN FOND | 2058 | 0.00 | 2058 |
| | S | | | |

Annexure 2

| BAJAJ AUTO LIMITED | | | | |
|-----------------------------------|----------------------------------------------------|---------|----------|--------------|
| LIST OF FPC, FII AS ON 31/03/2021 | | | | |
| Sno | Name/Jt1/Jt2 | Shares | % Equity | Total Shares |
| 551 | FONDS DE COMPENSATION DE LA SECURITE SOCIALE, SICA | 10625 | 0.00 | 10625 |
| | V-FIS - ACTIONS EMMA - ACTIF1 | | | |
| 552 | STICHTING PENSIOENFONDS VOOR HUISARTSEN | 8100 | 0.00 | 8100 |
| 553 | GOLDMAN SACHS ETF TRUST - GOLDMAN SACHS EMERGING M | 330 | 0.00 | 330 |
| | ARKETS EQUITY ETF | | | |
| 554 | NORTHERN TRUST COLLECTIVE EMERGING MARKETS INDEX F | 4724 | 0.00 | 4724 |
| | UND - LENDING | | | |
| 555 | ISHARES MSCI BRIC ETF | 2624 | 0.00 | 2624 |
| 556 | COMMONWEALTH BANK GROUP SUPER-WGSS08 | 3859 | 0.00 | 3859 |
| 557 | NEW YORK STATE TEACHERS RETIREMENT SYSTEM MANAGED | 20755 | 0.01 | 20755 |
| | BY STATE STREET BANK AND TRUST COMPANY, N.A. | | | |
| 558 | MI SOMERSET EMERGING MARKETS DISCOVERY FUND | 9721 | 0.00 | 9721 |
| 559 | STATE STREET DAILY MSCI EMERGING MARKETS INDEX NON | 191362 | 0.07 | 191362 |
| | -LENDING FUND | | | |
| 560 | ACADIAN EMERGING MARKETS EQUITY FUND | 18737 | 0.01 | 18737 |
| 561 | SUTTER HEALTH MASTER RETIREMENT TRUST | 16175 | 0.01 | 16175 |
| 562 | PENSION RESERVES INVESTMENT TRUST FUND AQR CAPITAL | 16333 | 0.01 | 16333 |
| | MANAGEMENT LLC | | | |
| 563 | THE EMERGING MARKETS SERIES OF THE DFA INVESTMENT | 69389 | 0.02 | 69389 |
| | TRUST COMPANY | | | |
| 564 | WISDOMTREE INDIA EX-STATE-OWNED ENTERPRISES FUND | 379 | 0.00 | 379 |
| 565 | BLACKROCK MSCI ACWI MINIMUM VOLATILITY INDEX FUND | 45394 | 0.02 | 45394 |
| 566 | STICHTING SHELL PENSIOENFONDS | 24895 | 0.01 | 24895 |
| 567 | ROTHKO EMERGING MARKETS ALL CAP EQUITY FUND, L.P. | 1368 | 0.00 | 1368 |
| 568 | BNP PARIBAS FUNDS INDIA EQUITY | 66875 | 0.02 | 66875 |
| 569 | PENSION FUND ASSOCIATION FOR LOCAL GOVERNMENT OFFI | 7827 | 0.00 | 7827 |
| | CIALS 18420-7091 | | | |
| 570 | FUTURE FUND BOARD OF GUARDIANS ON BEHALF OF MEDICA | 3015 | 0.00 | 3015 |
| | L RESEARCH FUTURE FUND MANAGED BY STATE STREET GLO | | | |
| | BAL ADVISORS | | | |
| 571 | NEST FUTURA UMBRELLA FUND - NEST FUTURA FUND - 2 | 10000 | 0.00 | 10000 |
| 572 | HEXAVEST EMERGING MARKETS FUND | 5788 | 0.00 | 5788 |
| 573 | VANGUARD INCOME FUND | 585 | 0.00 | 585 |
| 574 | RUSSELL INVESTMENT COMPANY EMERGING MARKETS FUND M | 56539 | 0.02 | 56539 |
| | ANAGED BY RUSSELL INVESTMENT MANAGEMENT, LLC | | | |
| 575 | AMANSA HOLDINGS PRIVATE LIMITED | 2000000 | 0.69 | 2000000 |
| 576 | ISHARES INDIA INDEX MAURITIUS COMPANY | 484403 | 0.17 | 484403 |
| 577 | FIRST STATE SUPERANNUATION SCHEME | 81163 | 0.03 | 81163 |
| 578 | CALIFORNIA PUBLIC EMPLOYEES' RETIREMENT SYSTEM | 540511 | 0.19 | 540511 |
| 579 | TOTAL INTERNATIONAL EX U.S INDEX MASTER PORTFOLIO | 3300 | 0.00 | 3300 |
| | OF MASTER INVESTMENT PORTFOLIO | | | |
| 580 | ELARA INDIA OPPORTUNITIES FUND LIMITED | 740 | 0.00 | 740 |
| 581 | PENSION FUND ASSOCIATION FOR LOCAL GOVERNMENT OFFI | 4366 | 0.00 | 4366 |
| | CIALS 18420-7087 | | | |

| BAJAJ AUTO LIMITED | | | | |
|-----------------------------------|----------------------------------------------------|--------|----------|--------------|
| LIST OF FPC, FII AS ON 31/03/2021 | | | | |
| Sno | Name/Jt1/Jt2 | Shares | % Equity | Total Shares |
| 582 | MERCER UCITS COMMON CONTRACTUAL FUND - NFU MUTUAL | 8604 | 0.00 | 8604 |
| | GLOBAL REGIONAL CORE FUND | | | |
| 583 | VANGUARD FIDUCIARY TRUST COMPANY INSTITUTIONAL TOT | 41586 | 0.01 | 41586 |
| | AL INTERNATIONAL STOCK MARKET INDEX TRUST | | | |
| 584 | MISSOURI EDUCATION PENSION TRUST MANAGED BY INVESC | 41054 | 0.01 | 41054 |
| | O ADVISERS, INC. | | | |
| 585 | BT FUNDS MANAGEMENT LIMITED AS TRUSTEE OF BT ASIAN | 119315 | 0.04 | 119315 |
| | SHARE FUND | | | |
| 586 | ARTICO SICAV - ARTICO EMERGING MARKETS | 10589 | 0.00 | 10589 |
| 587 | CMLA GLOBAL LOW VOLATILE EQUITIES FUND | 14654 | 0.01 | 14654 |
| 588 | HANDELSBANKEN EMERGING MARKETS INDEX | 8788 | 0.00 | 8788 |
| 589 | ALLIANZ GLOBAL INVESTORS GMBH ACTING ON BEHALF OF | 4428 | 0.00 | 4428 |
| | ALLIANZ VGI 1 FONDS | | | |
| 590 | COPTHALL MAURITIUS INVESTMENT LIMITED - NON ODI AC | 132330 | 0.05 | 132330 |
| | COUNT | | | |
| 591 | VALIC COMPANY I GLOBAL STRATEGY FUND MANAGED BY FR | 1180 | 0.00 | 1180 |
| | ANKLIN ADVISERS, INC. 1 | | | |
| 592 | MERIAN GLOBAL INVESTORS SERIES PLC | 3949 | 0.00 | 3949 |
| 593 | T.A. WORLD EX U.S. CORE EQUITY PORTFOLIO OF DFA IN | 11579 | 0.00 | 11579 |
| | VESTMENT DIMENSIONS GROUP INC. | | | |
| 594 | ABL BRICS EQUITY INVESTMENT TRUST | 499 | 0.00 | 499 |
| 595 | JPMORGAN INDIAN INVESTMENT TRUST PLC | 332564 | 0.11 | 332564 |
| 596 | SEB WEALTH MANAGEMENT TRYGG LIV ASIA EQUITIES PORT | 3076 | 0.00 | 3076 |
| | FOLIO | | | |
| 597 | THRIVENT PARTNER WORLDWIDE ALLOCATION FUND AS MANA | 9664 | 0.00 | 9664 |
| | GED BY ABERDEEN ASSET MANAGERS LIMITED | | | |
| 598 | KBC EQUITY FUND | 431903 | 0.15 | 431903 |
| 599 | NORDEA GENERATIONSFOND 80-TAL | 14611 | 0.01 | 14611 |
| 600 | FIDELITY SALEM STREET TRUST FIDELITY SERIES GLOBAL | 64879 | 0.02 | 64879 |
| | EX U.S. INDEX FUND | | | |
| 601 | THE MASTER TRUST BANK OF JAPAN, LTD. AS TRUSTEE OF | 1591 | 0.00 | 1591 |
| | NATIONAL PENSION FUND ASSOCIATION MUTB400037232 | | | |
| 602 | CHALLENGE FUNDS - CHALLENGE EMERGING MARKETS EQUIT | 4623 | 0.00 | 4623 |
| | Y FUND | | | |
| 603 | TEACHERS' RETIREMENT SYSTEM OF THE STATE OF ILLINO | 51894 | 0.02 | 51894 |
| | IS - AQR EMERGING EQUITY MARKETS | | | |
| 604 | SEI INSTITUTIONAL INTERNATIONAL TRUST - EMERGING M | 33363 | 0.01 | 33363 |
| | ARKETS EQUITY FUND MANAGED BY KLEINWORT BENSON INV | | | |
| | ESTORS INTERNATIONAL LTD. | | | |
| 605 | BLACKROCK MSCI ACWI EX USA DIVERSIFIED FACTOR MIX | 15713 | 0.01 | 15713 |
| | FUND | | | |
| 606 | SUNAMERICA SERIES TRUST - SA EMERGING MARKETS EQUI | 798 | 0.00 | 798 |
| | TY INDEX PORTFOLIO | | | |
| 607 | VANGUARD EMERGING MARKETS SHARES INDEX FUND | 10733 | 0.00 | 10733 |

| BAJAJ AUTO LIMITED | | | | |
|-----------------------------------|-----------------------------------------------------------------------------------------------------------------------------------------------|--------|----------|--------------|
| LIST OF FPC, FII AS ON 31/03/2021 | | | | |
| Sno | Name/Jt1/Jt2 | Shares | % Equity | Total Shares |
| 608 | WORLD EX U.S. CORE EQUITY PORTFOLIO OF DFA INVESTM ENT DIMENSIONS GROUP INC. | 5680 | 0.00 | 5680 |
| 609 | NORTHERN TRUST COMMON EMERGING MARKETS INDEX FUND - NON-LENDING | 8103 | 0.00 | 8103 |
| 610 | JAPAN TRUSTEE SERVICES BANK, LTD. STB SBIAM-INDIA EQUITY MOTHER FUND | 1571 | 0.00 | 1571 |
| 611 | ALASKA PERMANENT FUND | 1895 | 0.00 | 1895 |
| 612 | BOC-PRUDENTIAL MSCI AC ASIA PACIFIC EX JAPAN INDEX FUND | 382 | 0.00 | 382 |
| 613 | GMO IMPLEMENTATION FUND A SERIES OF GMO TRUST | 28061 | 0.01 | 28061 |
| 614 | STICHTING PENSIOENFONDS VAN DE METALEKTRO (PME) MA NAGED BY UBS GLOBAL ASSET MANAGEMENT LTD | 93717 | 0.03 | 93717 |
| 615 | VICTORY MARKET NEUTRAL INCOME FUND | 30630 | 0.01 | 30630 |
| 616 | BOFA SECURITIES EUROPE SA BOFA SECURITIES EUROPE SA - ODI | 20960 | 0.01 | 26960 |
| 617 | LEGAL & GENERAL SCIENTIFIC BETA EMERGING MARKETS F UND, LLC | 685 | 0.00 | 685 |
| 618 | AUROVILLE INVESTMENT MANAGEMENT MASTER FUND | 72 | 0.00 | 72 |
| 619 | UBS IQ MSCI ASIA APEX 50 ETHICAL ETF | 109 | 0.00 | 109 |
| 620 | GUINNESS ASSET MANAGEMENT FUNDS PLC | 2410 | 0.00 | 2410 |
| 621 | NORTHERN TRUST GLOBAL INVESTMENTS COLLECTIVE FUNDS TRUST | 101227 | 0.03 | 101227 |
| 622 | PLEIADES TRUST | 4227 | 0.00 | 4227 |
| 623 | FIDELITY SALEM STREET TRUST: FIDELITY SAI EMERGING MARKETS VALUE INDEX FUND | 54308 | 0.02 | 54308 |
| 624 | STICHTING BEDRIJFSTAKPENSIOENFONDS VOOR HET BEROEP SVERVOER OVER DE WEG | 100840 | 0.03 | 100840 |
| 625 | CF DV EMERGING MARKETS STOCK INDEX FUND | 3384 | 0.00 | 3384 |
| 626 | MINISTRY OF ECONOMY AND FINANCE - KOREA INVESTMENT CORPORATION - GPEQ2 | 4347 | 0.00 | 22677 |
| | MINISTRY OF ECONOMY AND FINANCE - KOREA INVESTMENT CORPORATION - GAEQ4 | 18330 | 0.01 | |
| 627 | INVESCO POOLED INVESTMENT FUND - GLOBAL STRATEGIC EQUITY FUND | 2364 | 0.00 | 2364 |
| 628 | PACIFIC SELECT FUND - PD EMERGING MARKETS PORTFOLI O | 2993 | 0.00 | 2993 |
| 629 | UBS FUND MANAGEMENT (SWITZERLAND) AG ON BEHALF OF UBS (CH) INSTITUTIONAL FUND - EQUITIES EMERGING MA RKETS GLOBAL MINIMUM VOLATILITY II | 10250 | 0.00 | 10250 |
| 630 | STATE STREET GLOBAL ADVISORS LUXEMBOURG SICAV STAT E STREET GLOBAL EMERGING MARKETS INDEX EQUITY FUND | 3410 | 0.00 | 3410 |
| 631 | PARAMETRIC EMERGING MARKETS FUND | 4334 | 0.00 | 4334 |
| 632 | NATIONAL FEDERATION OF MUTUAL AID ASSOCIATIONS FOR MUNICIPAL PERSONNEL 18464-2106 | 2737 | 0.00 | 2737 |

| BAJAJ AUTO LIMITED | | | | |
|-----------------------------------|------------------------------------------------------------------------------------------------------------------------------|--------------------------|----------------------|--------------|
| LIST OF FPC, FII AS ON 31/03/2021 | | | | |
| Sno | Name/Jt1/Jt2 | Shares | % Equity | Total Shares |
| 633 | ALFRED I. DUPONT CHARITABLE TRUST | 50279 | 0.02 | 50279 |
| 634 | ALLIANZ GLOBAL INVESTORS GMBH ACTING ON BEHALF OF ALLIANZ CGI FONDS | 2126 | 0.00 | 2126 |
| 635 | NORDEA EQUITY OPPORTUNITIES FUND | 8656 | 0.00 | 8656 |
| 636 | STATE STREET MSCI INDIA INDEX NON-LENDING COMMON T RUST FUND | 160860 | 0.06 | 160860 |
| 637 | MERCER EMERGING MARKETS FUND | 2482 | 0.00 | 2482 |
| 638 | KUWAIT INVESTMENT AUTHORITY FUND 141 KUWAIT INVESTMENT AUTHORITY FUND 142 KUWAIT INVESTMENT AUTHORITY FUND F239 | 45958 26819 103590 | 0.02 0.01 0.04 | 176367 |
| 639 | NUVEEN ESG EMERGING MARKETS EQUITY ETF | 170 | 0.00 | 170 |
| 640 | BLACKROCK INDEX SELECTION FUND- ISHARES EMERGING M ARKETS INDEX FUND (IE) | 128369 | 0.04 | 128369 |
| 641 | NORTHERN TRUST COMMON ALL COUNTRY WORLD INDEX (ACW I) EX-US FUND - LENDING | 3192 | 0.00 | 3192 |
| 642 | ACADIAN EMERGING MARKETS PORTFOLIO | 31685 | 0.01 | 31685 |
| 643 | SKERRYVORE GLOBAL EMERGING MARKETS ALL-CAP EQUITY FUND | 1446 | 0.00 | 1446 |
| 644 | STATE STREET GLOBAL ALL CAP EQUITY EX-US INDEX POR TFOLIO | 7793 | 0.00 | 7793 |
| 645 | JOHN HANCOCK MULTIFACTOR EMERGING MARKETS ETF | 6884 | 0.00 | 6884 |
| 646 | LAERERNES PENSION FORSIKRINGSAKTIESELSKAB | 97460 | 0.03 | 97460 |
| 647 | EMPLOYEES PROVIDENT FUND BOARD MANAGED BY NOMURA I SLAMIC ASSET MANAGEMENT SDN BHD | 50408 | 0.02 | 50408 |
| 648 | LAZARD GLOBAL ACTIVE FUNDS PLC - LAZARD EMERGING M ARKETS MANAGED VOLATILITY FUND | 16590 | 0.01 | 16590 |
| 649 | ISHARES EM ASIA MAURITIUS CO | 15552 | 0.01 | 15552 |
| 650 | AMUNDI FUNDS EQUITY EMERGING CONSERVATIVE | 2070 | 0.00 | 2070 |
| 651 | STATE STREET GLOBAL ADVISORS, AUSTRALIA SERVICES L IMITED AS THE RESPONSIBLE ENTITY OF SPDR S&P EMERG ING MARKETS FUND | 217 | 0.00 | 217 |
| 652 | CSIF CH EQUITY EMERGING MARKETS BLUE | 52687 | 0.02 | 52687 |
| 653 | CITY OF NEW YORK GROUP TRUST | 171849 | 0.06 | 171849 |
| 654 | GMO BENCHMARK - FREE FUND, A SERIES OF GMO TRUST | 5883 | 0.00 | 5883 |
| 655 | THE W & W SOUTH EAST ASIAN EQUITY FUND | 117313 | 0.04 | 117313 |
| 656 | COAL STAFF SUPERANNUATION SCHEME TRUSTEES LIMITED- BRITISH COAL STAFF SUPERANNUATION SCHEME | 1572 | 0.00 | 1572 |
| 657 | IOWA PUBLIC EMPLOYEES' RETIREMENT SYSTEM - UBS ASS ET MANAGEMENT (AMERICAS) INC | 8161 | 0.00 | 8161 |
| 658 | ABERDEEN INVESTMENT FUNDS UK ICVC II - ABERDEEN AS IA PACIFIC EQUITY ENHANCED INDEX FUND | 10989 | 0.00 | 10989 |
| 659 | HSBC MSCI EMERGING MARKETS UCITS ETF | 8757 | 0.00 | 8757 |
| 660 | MACQUARIE TRUE INDEX EMERGING MARKETS VALUE WEIGHT ED FUND | 1339 | 0.00 | 1339 |

Annexure 2

| BAJAJ AUTO LIMITED | | | | |
|-----------------------------------|----------------------------------------------------|--------|----------|--------------|
| LIST OF FPC, FII AS ON 31/03/2021 | | | | |
| Sno | Name/Jt1/Jt2 | Shares | % Equity | Total Shares |
| 661 | APC PRESTIGE FUND SPC - APC PRESTIGE SP II | 1400 | 0.00 | 1400 |
| 662 | MORGAN STANLEY ASIA (SINGAPORE) PTE. - ODI | 232117 | 0.08 | 233117 |
| | MORGAN STANLEY ASIA (SINGAPORE) PTE. | 1000 | 0.00 | |
| 663 | ABN AMRO MULTI-MANAGER FUNDS | 31681 | 0.01 | 31681 |
| 664 | PANAGORA GROUP TRUST | 3177 | 0.00 | 3177 |
| 665 | JAPAN TRUSTEE SERVICES BANK, LTD. STB EM ASIA EQUI | 244 | 0.00 | 244 |
| | TY INDEX MOTHER FUND | | | |
| 666 | RUSSELL INVESTMENT MANAGEMENT LTD AS TRUSTEE OF TH | 565 | 0.00 | 565 |
| | E RUSSELL INVESTMENTS LOW CARBON GLOBAL SHARES FUN | | | |
| | D | | | |
| 667 | SANTANDER PREMIUM FUND PACIFIC BASIN EX JAPAN EQUI | 764 | 0.00 | 764 |
| | TIES | | | |
| 668 | AVIVA LIFE & PENSIONS UK LIMITED | 1061 | 0.00 | 1061 |
| 669 | EMERGING MARKETS EQUITY GROUP TRUST | 78717 | 0.03 | 78717 |
| 670 | INVESTERINGSFORENINGEN DANSKE INVEST | 2103 | 0.00 | 2103 |
| 671 | FIDELITY RUTLAND SQUARE TRUST II STRATEGIC ADVISER | 17534 | 0.01 | 255583 |
| | S EMERGING MARKETS FUND AS MANAGED BY ACADIAN ASSE | | | |
| | T MANAGEMENT LLC | | | |
| | FIDELITY RUTLAND SQUARE TRUST II STRATEGIC ADVISER | 238049 | 0.08 | |
| | S EMERGING MARKETS FUND - SOMERSET CAPITAL MANAGEM | | | |
| | ENT SUB-PORTFOLIO | | | |
| 672 | UBS FUND MANAGEMENT (SWITZERLAND) AG ON BEHALF OF | 60597 | 0.02 | 60597 |
| | UBS (CH) INSTITUTIONAL FUND - EQUITIES EMERGING MA | | | |
| | RKETS GLOBAL PASSIVE II | | | |
| 673 | PUB EQUITIES EMERGING MARKETS 2 | 18076 | 0.01 | 18076 |
| 674 | THE MASTER TRUST BANK OF JAPAN, LTD. AS TRUSTEE OF | 2388 | 0.00 | 2388 |
| | THE PROMOTION AND MUTUAL AID CORPORATION FOR PRIV | | | |
| | ATE SCHOOLS OF JAPAN MUTB400021492 | | | |
| 675 | FRANKLIN LIBERTYSHARES ICAV - FRANKLIN FTSE INDIA | 4224 | 0.00 | 4224 |
| | UCITS ETF | | | |
| 676 | MERCER EMERGING MARKETS EQUITY FUND | 26928 | 0.01 | 26928 |
| 677 | SPDR MSCI EMERGING MARKETS FOSSIL FUEL RESERVES FR | 2412 | 0.00 | 2412 |
| | EE ETF | | | |
| 678 | SPDR S AND P EMERGING MARKETS ETF | 56863 | 0.02 | 56863 |
| 679 | COLLEGE RETIREMENT EQUITIES FUND - STOCK ACCOUNT | 26277 | 0.01 | 29759 |
| | COLLEGE RETIREMENT EQUITIES FUND - GLOBAL EQUITIES | 3482 | 0.00 | |
| | ACCOUNT | | | |
| 680 | ISHARES MSCI EM UCITS ETF USD (DIST) | 35114 | 0.01 | 35114 |
| 681 | CAPITAL INDIA AND BRAZIL EQUITY FUND | 3500 | 0.00 | 3500 |
| 682 | MI SOMERSET GLOBAL EMERGING MARKETS FUND | 233673 | 0.08 | 233673 |
| 683 | MSCI ACWI EX-U.S. IMI INDEX FUND B2 | 5403 | 0.00 | 5403 |
| 684 | UBS (LUX) INSTITUTIONAL SICAV - EMERGING MARKETS E | 3880 | 0.00 | 3880 |
| | QUITY PASSIVE | | | |
| 685 | ISHARES ALL COUNTRY ASIA EX JAPAN MAURITIUS CO | 66230 | 0.02 | 66230 |

Annexure 2

| BAJAJ AUTO LIMITED | | | | |
|-----------------------------------|------------------------------------------------------------------------------------------------------------------------------------------------------------|-----------------|--------------|-----------------|
| LIST OF FPC, FII AS ON 31/03/2021 | | | | |
| Sno | Name/Jt1/Jt2 | Shares | % Equity | Total Shares |
| 686 | CIBC EMERGING MARKETS INDEX FUND- CIBC GLOBALASSET MANAGEMENT | 1218 | 0.00 | 1218 |
| 687 | KAPITALFORENINGEN PENSAM INVEST | 28345 | 0.01 | 28345 |
| 688 | ISHARES IV PUBLIC LIMITED COMPANY- ISHARES MSCI EM ESG ENHANCED UCITS ETF | 6128 | 0.00 | 6128 |
| 689 | PANAGORA RISK PARITY MULTI ASSET MASTER FUND, LTD. | 5207 | 0.00 | 5207 |
| 690 | ST. JAMES'S PLACE GLOBAL EQUITY UNIT TRUST MANAGED BY BLACKROCK INVESTMENT MANAGEMENT (UK) LIMITED | 101002 | 0.03 | 101002 |
| 691 | 2452991 ONTARIO LIMITED | 94771 | 0.03 | 94771 |
| 692 | JAPAN TRUSTEE SERVICES BANK, LTD. RE RB RAM INTERN ATIONAL EMERGING COUNTRIES EQUITY MOTHER FUND | 881 | 0.00 | 881 |
| 693 | OBJECTIF ACTIONS EMERGENTES | 24034 | 0.01 | 24034 |
| 694 | SWISSCANTO SAMMELSTIFTUNG SYSTEMATIC RESPONSIBLE E MERGING MARKET EQUITY FUND | 99839 | 0.03 | 99839 |
| 695 | MV SCIF MAURITIUS | 56543 | 0.02 | 56543 |
| 696 | THE CIVIL SERVICE SUPERANNUATION FUND - SOMERSET C APITAL MANAGEMENT LLP | 143138 | 0.05 | 143138 |
| 697 | INVESCO EMERGING MARKET STRUCTURED EQUITY FUND | 941 | 0.00 | 941 |
| 698 | MAINSTAY VP EMERGING MARKETS EQUITY PORTFOLIO | 1973 | 0.00 | 1973 |
| 699 | ONEPATH GLOBAL EMERGING MARKETS SHARES (UNHEDGED) INDEX POOL | 6774 | 0.00 | 6774 |
| 700 | ALLIANZ ACTIONS EMERGENTES | 2063 | 0.00 | 2063 |
| 701 | ALLIANZ EMERGING MARKETS EQUITY FUND | 24221 | 0.01 | 24221 |
| 702 | EURIZON FUND | 9803 | 0.00 | 9803 |
| 703 | VANGUARD EMERGING MARKETS STOCK INDEX FUND, A SERI ES OF VANGUARD INTERNATIONAL EQUITY INDEX FUNDS | 1093129 | 0.38 | 1093129 |
| 704 | CC&L Q EMERGING MARKETS EQUITY FUND | 10929 | 0.00 | 10929 |
| 705 | ZURICH LIFE UMBRELLA FUND - VERMOGEN ALLGEMEIN AKT IEN PLUS | 2160 | 0.00 | 2160 |
| 706 | FOREIGN & COLONIAL EMERGING MARKETS LTD | 650 | 0.00 | 650 |
| 707 | ST HELEN'S NOMINEES INDIA PRIVATE LTD ANILKUMAR NARBHERAM KOTHARY | 900 | 0.00 | 900 |
| 708 | EATON VANCE TRUST COMPANY COLLECTIVE INVESTMENT TR UST FOR EMPLOYEE BENEFIT PLANS-EATON VANCE TRUST C OMPANY/PARAMETRIC EMERGING MARKETS EQUITY FUND | 2572 | 0.00 | 2572 |
| 709 | CAPITAL INTERNATIONAL INC A/C MLC LIFE LTD | 150 | 0.00 | 150 |
| 710 | FLEDGELING NOMINEES INTL LTD A/C JFIPT | 150 | 0.00 | 150 |
| 711 | CAPITAL INTERNATIONAL EMERGING MARKETS FUND | 450 | 0.00 | 450 |
| 712 | RUSSELL INVESTMENTS TRUST COMPANY COMMINGLED EMPLO YEE BENEFIT FUNDS TRUST EMERGING MARKETS FUND MANA GED BY RUSSELL INVESTMENTS TRUST COMPANY | 31170 | 0.01 | 31170 |
| | | 34701018 | 11.99 | 34701018 |

Annexure 3

| BAJAJ AUTO LIMITED | | | | | |
|----------------------------------------------------------------------------------|---------------------------------------------------------------------------------------------------------------------------------|-----------------|---------------------------------------------------|-------------------------|-----------------|
| CIN : L65993PN2007PLC130076 | | | | | |
| Annexure forming part of e-Form MGT-7 for the financial year ended 31 March 2021 | | | | | |
| Details of Committee Meetings held in 2020-21 (Point No. IX - C) | | | | | |
| No. of Meetings held: 15 | | | | | |
| Sr. No. | Type of Meeting | Date of Meeting | Total number of members as on the date of meeting | Attendance | |
| | | | | No. of members attended | % of attendance |
| 1 | AUDIT COMIITTEE MEETING | 20-05-2020 | 4 | 4 | 100 |
| 2 | AUDIT COMIITTEE MEETING | 22-07-2020 | 4 | 4 | 100 |
| 3 | AUDIT COMIITTEE MEETING | 22-10-2020 | 4 | 4 | 100 |
| 4 | AUDIT COMIITTEE MEETING | 21-01-2021 | 4 | 3 | 75 |
| 5 | NOMINATION & REMUNERATION COMMITTEE MEETING | 20-05-2020 | 4 | 4 | 100 |
| 6 | NOMINATION & REMUNERATION COMMITTEE MEETING | 22-10-2020 | 4 | 4 | 100 |
| 7 | NOMINATION & REMUNERATION COMMITTEE MEETING | 17-03-2021 | 4 | 3 | 75 |
| 8 | RISK MANAGEMENT COMMITTEE MEETING | 20-05-2020 | 3 | 3 | 100 |
| 9 | RISK MANAGEMENT COMMITTEE MEETING | 22-10-2020 | 3 | 3 | 100 |
| 10 | RISK MANAGEMENT COMMITTEE MEETING | 17-03-2021 | 3 | 3 | 100 |
| 11 | CORPORATE SOCIAL RESPONSIBILITY COMMITTEE MEETING | 24-06-2020 | 4 | 2 | 50 |
| 12 | CORPORATE SOCIAL RESPONSIBILITY COMMITTEE MEETING | 05-11-2020 | 4 | 3 | 75 |
| 13 | CORPORATE SOCIAL RESPONSIBILITY COMMITTEE MEETING | 08-02-2021 | 4 | 2 | 50 |
| 14 | STAKEHOLDER RELATIONSHIP COMMITTEE MEETING | 21-01-2021 | 3 | 3 | 100 |
| 15 | DUPLICATE SHARE CERTIFICATE ISSUANCE COMMITTEE | 21-01-2021 | 3 | 3 | 100 |
| Note :- | Not included in main MGT - 7 due to limitation of number of entries for the details of committee meetings held during the year. | | | | |