




Bajaj Auto Limited					
Disclosure of transactions with related parties as required by the Indian Accounting Standard 24					
₹ In Crore					
			H1/2019-20	H1/2018-19	2018-19
	Name of related party and Nature of relationship	Nature of transaction	Transaction value	Transaction value	Transaction value
<b>A</b>	<b>Subsidiaries:</b>				
	PT.Bajaj Auto Indonesia	Contribution to equity (#11,875 shares of USD 3 each)	-	-	-
	(99.25% shares held by Bajaj Auto Ltd.)	Provision for diminution in value of investment	-	-	-
		Services received	1.60	-	-
	Bajaj Auto International Holdings BV	Contribution to equity (1,980,000 shares of Euro 100 each)	-	-	-
	Amsterdam Netherlands	Dividend received	103.80	94.36	94.36
	(Fully owned subsidiary)				
<b>B</b>	<b>Associates, joint ventures and investing parties:</b>				
	Bajaj Holdings & Investment Ltd.	Purchase of shares by BHIL (96,727,050 shares (Previous year 96,727,050) of Rs. 10 each)	-	-	-
	(Investing party - holds 33.43% shares of Bajaj Auto Ltd.)	Purchase of shares by BAL (3,500,000 shares (Previous year 2,910,050) of Rs. 10 each)	-	-	-
		Dividend paid	580.36	547.68	547.68
		Dividend received	11.38	-	-
		Business support service received	13.08	0.98	1.98
		Business support service rendered	0.02	6.26	12.52
<b>C</b>	<b>Key management personnel and their relatives:</b>				
	Rahul Bajaj (Chairman)	Short-term employee benefits (including Commission)	4.10	4.10	10.63
		Post-employment benefits	0.40	0.40	0.80
		Rent paid for premises	0.12	0.09	0.20
		Deposit paid against premises taken on lease	-	-	0.90
	Rajiv Bajaj (Managing Director)	Short-term employee benefits (including Commission)	15.21	12.17	29.95
		Post-employment benefits	1.47	1.18	2.36
		Rent paid for premises	1.04	0.99	1.99
		Deposit paid against premises taken on lease	-	-	0.90
	Pradeep Shrivastava (Executive Director)	Short-term employee benefits	4.52	3.62	6.05
		Post-employment benefits	0.34	0.30	0.61
	Rakesh Sharma (Executive Director)	Short-term employee benefits	4.13	3.21	4.99
		Post-employment benefits	0.27	0.24	0.49
	Madhur Bajaj (Vice Chairman)	Rent paid for premises	0.14	0.13	0.27
		Deposit paid against premises taken on lease	-	3.52	3.52
		Sitting fees	0.01	0.04	0.08
		Commission	0.03	0.06	0.12



	Name of related party and Nature of relationship	Nature of transaction	₹ In Crore		
			H1/2019-20 Transaction value	H1/2018-19 Transaction value	2018-19 Transaction value
	Sanjiv Bajaj	Sitting fees	0.04	0.04	0.08
		Commission	0.10	0.06	0.12
	Shekhar Bajaj	Sitting fees	0.04	0.02	0.06
		Commission	0.10	0.03	0.09
		Rent paid for Premises	-	-	-
		Deposit paid against premises taken on lease	-	2.64	2.64
	Niraj Bajaj	Sitting Fees	0.04	0.04	0.08
		Commission	0.10	0.06	0.12
		Rent paid for premises	-	-	-
		Deposit paid against premises taken on lease	-	0.88	0.88
<b>D</b>	<b>Other entities/persons:</b>				
	Bajaj Finserv Ltd.	Purchase of windpower	7.88	7.13	13.82
		Business support service rendered	0.22	0.18	0.41
	Bajaj Finance Ltd.	Purchase of shares by BFL (150 shares of Rs. 10 each) - ₹ 1,500	-	-	-
		Subvention charges paid	-	9.67	9.88
		Service rendered	13.92	12.85	25.68
		Service received	-	0.07	0.20
		Security deposit received	-	-	-
		Dividend paid (₹ 9,000, previous year - ₹ 9,000)	-	-	-
	Bajaj Allianz General Insurance Co. Ltd.	Insurance premiums paid	4.67	5.03	15.89
		Claims received	-	0.01	0.01
	Bajaj Allianz Life Insurance Co. Ltd.	Insurance premiums paid	1.18	1.16	1.16
		Purchase of shares by BALIC (125,000 shares of ₹ 10 each)	-	-	-
		Dividend paid	0.75	0.75	0.75
	Bajaj Housing Finance Ltd.	Services rendered	0.02	-	0.01
		Security deposit received	-	-	0.02
	Bajaj Electricals Ltd.	Purchases	0.04	-	0.05
	Hind Musafir Agency Ltd.	Services received	11.56	8.99	20.71
	Hindustan Housing Co. Ltd.	Maintenance charges paid	0.15	0.07	0.26
	KTM AG	Sale of vehicles and material	97.02	196.42	414.62
		Services rendered and other debits	-	0.15	0.16
		Purchase of accessories & other credits	-	-	2.65



Name of related party and Nature of relationship	Nature of transaction	₹ In Crore.		
		H1/2019-20 Transaction value	H1/2018-19 Transaction value	2018-19 Transaction value
KTM Sportmotorcycle GmbH	Sale of vehicles and material	157.88	197.08	382.62
	Royalty paid and payable	9.29	6.78	13.99
	Services rendered and other debits	0.12	0.06	0.08
	Purchase of accessories & other credits	0.62	0.04	5.03
KTM Southeast Europe A.E.	Sale of vehicles and material	0.22	0.27	0.44
KTM Southeast Europe S.A.	Sale of vehicles and material	-	-	-
KTM Sportmotorcycle India Pvt. Ltd.	Royalty paid and payable	2.32	6.30	8.05
	Services rendered and other debits	2.26	1.20	2.25
Maharashtra Scooters Ltd.	Purchase of shares by MST (6,774,072 shares of Rs. 10 each)	-	-	-
	Dividend paid	40.64	40.64	40.64
	Purchases	0.09	0.18	0.31
	Sales (including capital asset)	0.02	-	-
	Services rendered	0.05	0.06	0.12
CERG Advisory Pvt. Ltd.	Services received	0.12	0.10	0.10
Bajaj Auto Charitable Trust	CSR payment	0.25	-	0.25
Bajaj Auto Employees Group Gratuity Fund	Gratuity contribution	-	-	61.50
Bajaj Auto Senior Staff Group Gratuity Fund	Gratuity contribution	-	-	74.50
Bajaj Auto Employees Superannuation Fund	Superannuation contribution	5.00	4.82	9.46
Bajaj Auto Limited Provident Fund	Provident fund contribution (Employer's share)	18.95	16.88	34.08
D J Balaji Rao	Sitting fees	0.08	0.07	0.18
	Commission	0.20	0.11	0.27
D S Mehta	Sitting fees	-	0.02	0.04
	Commission	-	0.03	0.06
Nanoo Pamnani	Sitting fees	0.06	0.06	0.13
	Commission	0.15	0.09	0.50



Name of related party and Nature of relationship	Nature of transaction	H1/2019-20	H1/2018-19	₹ In Crore
		Transaction value	Transaction value	2018-19 Transaction value
Manish Kejriwal	Sitting fees	-	0.04	0.04
	Commission	-	0.06	0.06
P Murari	Sitting fees	-	0.04	0.04
	Commission	-	0.06	0.06
Dr. Gita Piramal	Sitting fees	0.08	0.07	0.17
	Commission	0.20	0.11	0.26
Naushad D Forbes	Sitting fees	0.07	0.07	0.15
	Commission	0.38	0.11	0.23
Omkar Goswami	Sitting fees	0.04	0.03	0.08
	Commission	0.10	0.05	0.12
Anami Roy	Sitting fees	0.04	0.04	0.08
	Commission	0.10	0.06	0.12
Pradip Shah	Sitting fees	0.04	-	0.08
	Commission	0.10	-	0.12
Lila Poonawala	Sitting fees	0.04	-	0.08
	Commission	0.10	-	0.12
<p>Name of the related party and nature of the related party relationship where control exists have been disclosed irrespective of whether or not there have been transactions between the related parties. In other cases, disclosure has been made only when there have been transactions with those parties.</p> <p>Related parties as defined under clause 9 of the Indian Accounting Standard - 24 "Related Party Disclosures" have been identified based on representations made by key managerial personnel and information available with the company.</p> <p>All above transactions are in the ordinary course of business and on arms' length basis. All outstanding balances are unsecured and are repayable in cash.</p>				

