



Bajaj Auto Limited						
35 Disclosure of transactions with related parties as required by the Indian Accounting Standard 24						
₹ in Crore						
			2018-19		2017-18	
	Name of related party and Nature of relationship	Nature of transaction	Transaction value	Outstanding amounts carried in the Balance Sheet	Transaction value	Outstanding amounts carried in the Balance Sheet
A	Subsidiaries:					
	PT. Bajaj Auto Indonesia	Contribution to equity (411,875 shares of USD 3 each)	-	6.17	-	6.17
	(99.25% shares held by Bajaj Auto Ltd.)	Provision for diminution in value of investment	-	(2.17)	-	(2.17)
		Write-down of investment	-	-	199.41	-
		Provision for diminution written-back	-	-	199.41	-
	Bajaj Auto International Holdings BV	Contribution to equity (1,980,000 shares of Euro 100 each)	-	1,218.72	-	1,218.72
	Amsterdam Netherlands (Fully owned subsidiary)	Dividend received	94.36	-	135.07	-
B	Associates, joint ventures and investing parties:					
	Bajaj Holdings & Investment Ltd.	Purchase of shares by BHIL (96,727,050 shares (Previous year 91,280,000) of Rs. 10 each)	-	(96.73)	-	(91.28)
	(Investing party - holds 33.42% shares of Bajaj Auto Ltd.)	Purchase of shares by BAL (2,910,050 shares of Rs. 10 each)	-	909.91	-	-
		Dividend paid	547.68	-	502.04	-
		Business support service received	1.98	-	1.55	-
		Business support service rendered	12.52	-	15.26	-
C	Key management personnel and their relatives:					
	Rahul Bajaj (Chairman)	Short-term employee benefits (including Commission)	10.63	(6.75)	10.79	(6.75)
		Post-employment benefits	0.80	-	0.80	-
		Rent paid for premises	0.20	-	0.17	-
		Deposit paid against premises taken on lease	0.90	3.60	-	2.70
	Rajiv Bajaj (Managing Director)	Short-term employee benefits (including Commission)	29.95	(20.02)	26.27	(17.41)
		Post-employment benefits	2.36	-	2.05	-
		Rent paid for premises	1.99	-	1.98	-
		Deposit paid against premises taken on lease	0.90	1.92	-	2.82
	Pradeep Shrivastava (Executive Director)	Short-term employee benefits	6.05	-	3.78	-
		Post-employment benefits	0.61	-	0.43	-
	Rakesh Sharma (Executive Director)	Short-term employee benefits	4.99	-	3.61	-
		Post-employment benefits	0.49	-	0.44	-
	Madhur Bajaj (Vice Chairman)	Rent paid for premises	0.27	-	0.05	-
		Deposit paid against premises taken on lease	3.52	4.40	-	0.88
		Sitting fees	0.08	-	0.08	-
		Commission	0.12	(0.12)	0.12	(0.12)




		₹ In Crore			
Name of related party and Nature of relationship	Nature of transaction	2018-19		2017-18	
		Transaction value	Outstanding amounts carried in the Balance Sheet	Transaction value	Outstanding amounts carried in the Balance Sheet
Sanjiv Bajaj	Sitting fees	0.08	-	0.08	-
	Commission	0.12	(0.12)	0.12	(0.12)
Shekhar Bajaj	Sitting fees	0.06	-	0.07	-
	Commission	0.09	(0.09)	0.11	(0.11)
	Rent paid for premises	-	-	0.16	-
	Deposit paid against premises taken on lease	2.64	-	-	2.64
Niraj Baja	Sitting Fees	0.08	-	0.08	-
	Commission	0.12	(0.12)	0.12	(0.12)
	Rent paid for premises	-	-	0.05	-
	Deposit paid against premises taken on lease	0.88	-	-	0.88
D Other entities/persons:					
Bajaj Finserv Ltd.	Purchase of windpower	13.82	-	7.68	-
	Business support service rendered	0.41	-	0.30	-
Bajaj Finance Ltd.	Purchase of shares by BFL (150 shares of Rs. 10 each) - ₹ 1,500	-	(0.00)	-	(0.00)
	Subvention charges paid	9.88	0.86	23.78	(1.91)
	Service rendered	25.68	-	26.55	0.78
	Service received	0.20	-	0.51	-
	Security deposit received	-	(0.21)	-	(0.21)
	Dividend paid (₹ 9,000, previous year - ₹ 8,250)	0.00	-	0.00	-
Bajaj Allianz General Insurance Co. Ltd.	Insurance premiums paid	15.89	4.68	10.98	4.21
	Claims received	0.01	-	0.00	-
Bajaj Allianz Life Insurance Co. Ltd.	Insurance premiums paid	1.16	(0.00)	1.01	(0.01)
	Purchase of shares by BALIC (125,000 shares of ₹ 10 each)	-	(0.13)	-	(0.13)
	Dividend paid	0.75	-	0.69	-
Bajaj Housing Finance Ltd.	Services rendered	0.01	-	-	-
	Security deposit received	0.02	(0.02)	-	-
Bajaj Electricals Ltd.	Purchases	0.05	(0.25)	0.55	(0.22)
Hind Musafir Agency Ltd.	Services received	20.71	(1.06)	18.66	(1.46)
Hindustan Housing Co. Ltd.	Maintenance charges paid	0.26	(0.07)	0.20	-
KTM AG	Sale of vehicles and material	414.62	(46.42)	405.86	(4.38)
	Services rendered and other debits	0.16	-	-	-
	Purchase of accessories & other credits	2.65	-	1.51	-



Bajaj Auto Limited

Notes to financial statements for the year ended 31 March 2019

		₹ In Crore			
Name of related party and Nature of relationship	Nature of transaction	2018-19		2017-18	
		Transaction value	Outstanding amounts carried in the Balance Sheet	Transaction value	Outstanding amounts carried in the Balance Sheet
KTM Sportmotorcycle GmbH	Sale of vehicles and material	382.62	(149.06)	425.64	(11.03)
	Royalty paid and payable	13.99	(3.27)	9.48	(2.05)
	Services rendered and other debits	0.08	-	0.23	-
	Purchase of accessories & other credits	5.03	-	0.12	-
KTM Southeast Europe A.E.	Sale of vehicles and material (₹ 13,506, previous year - ₹ 13,506)	0.44	(0.00)	0.43	(0.00)
KTM Southeast Europe S.A.	Sale of vehicles and material (₹ 19,151, previous year - ₹ 12,955)	-	(0.00)	0.41	(0.00)
KTM Sportmotorcycle India Pvt. Ltd.	Royalty paid and payable	8.05	(0.56)	9.23	(1.74)
	Services rendered and other debits	2.25	-	2.35	-
Maharashtra Scooters Ltd.	Purchase of shares by MSJ (6,774,072 shares of Rs. 10 each)	-	(6.77)	-	(6.77)
	Dividend paid	40.64	-	37.26	-
	Purchases	0.31	-	0.16	-
	Sales (including capital asset)	-	-	0.33	-
	Services rendered	0.12	(0.04)	0.10	0.04
Mukand Ltd.	Purchases	-	-	0.03	-
CERG Advisory Pvt. Ltd.	Services received	0.10	-	0.09	-
Bajaj Auto Charitable Trust	CSR payment	0.25	-	-	-
Bajaj Auto Employees Group Gratuity Fund	Gratuity contribution	61.50	-	0.50	-
Bajaj Auto Senior Staff Group Gratuity Fund	Gratuity contribution	74.50	-	16.05	-
Bajaj Auto Employees Superannuation Fund	Superannuation contribution	9.46	(0.20)	9.07	1.00
Bajaj Auto Limited Provident Fund	Provident fund contribution (Employer's share)	34.08	(10.05)	28.48	(9.35)
D J Balaji Rao	Sitting fees	0.18	-	0.15	-
	Commission	0.27	(0.27)	0.23	(0.23)
D S Mehta	Sitting fees	0.04	-	0.06	-
	Commission	0.06	(0.06)	0.09	(0.09)
Naresh Chandra	Sitting fees	-	-	0.03	-
	Commission	-	-	0.05	(0.05)
Nanoo Pamnani	Sitting fees	0.13	-	0.11	-
	Commission	0.50	(0.50)	0.37	(0.37)
Manish Kejriwal	Sitting fees	0.04	-	0.07	-
	Commission	0.06	(0.06)	0.11	(0.11)
P Murari	Sitting fees	0.04	-	0.03	-
	Commission	0.06	(0.06)	0.05	(0.05)
Dr. Gita Pirmal	Sitting fees	0.17	-	0.15	-
	Commission	0.26	(0.26)	0.23	(0.23)



		₹ in Crore			
Name of related party and Nature of relationship	Nature of transaction	2018-19		2017-18	
		Transaction value	Outstanding amounts carried in the Balance Sheet	Transaction value	Outstanding amounts carried in the Balance Sheet
Naushad D Forbes	Sitting fees	0.15	-	0.09	-
	Commission	0.23	(0.23)	0.14	(0.14)
Omkar Goswami	Sitting fees	0.08	-	0.08	-
	Commission	0.12	(0.12)	0.12	(0.12)
Anami Roy	Sitting fees	0.08	-	0.06	-
	Commission	0.12	(0.12)	0.09	(0.09)
<p>Name of the related party and nature of the related party relationship where control exists have been disclosed irrespective of whether or not there have been transactions between the related parties. In other cases, disclosure has been made only when there have been transactions with those parties.</p> <p>Related parties as defined under clause 9 of the Indian Accounting Standard - 24 "Related Party Disclosures" have been identified based on representations made by key managerial personnel and information available with the company.</p> <p>All above transactions are in the ordinary course of business and on arms' length basis. All outstanding balances are unsecured and are repayable in cash.</p>					

